

Healthcare-Associated Infections Report, 2016



Riverside Community Hospital (Riverside)

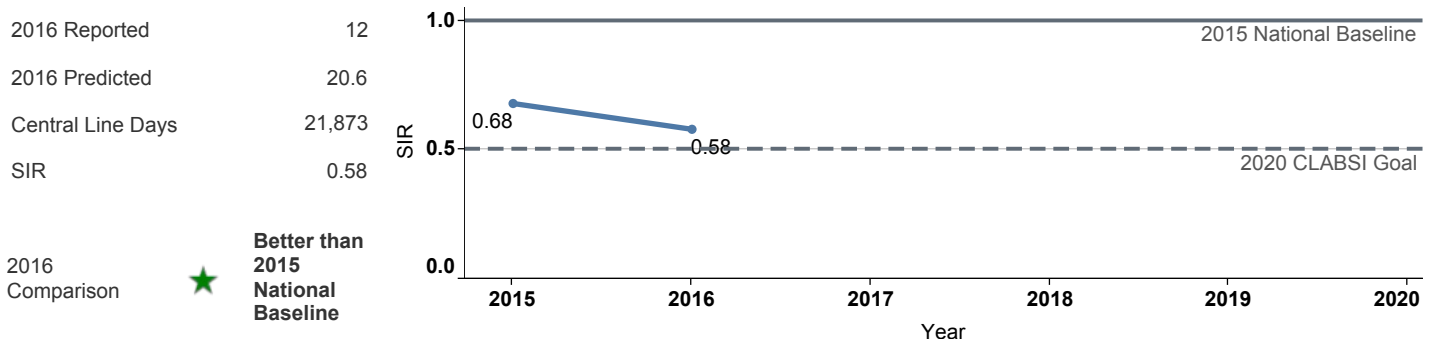
Hospital Characteristics

County: **Riverside** Medical School Affiliation: **Graduate** Hospital Type: **Community, > 250 beds**

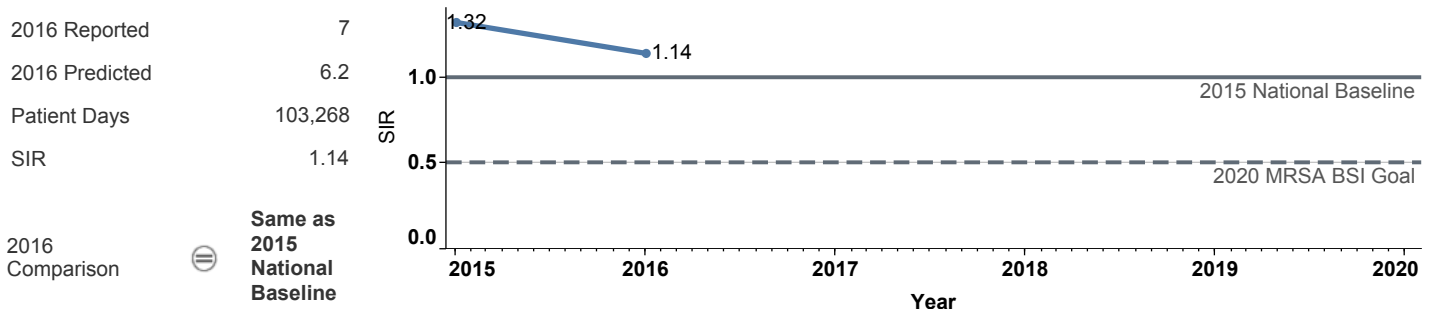
Select by Facility Name: **Riverside Community Hospital**

The **blue lines** show this hospital's healthcare-associated infection (HAI) incidence for 2015 and 2016, reported as standardized infection ratios (SIR) when possible. Each result is interpreted as the ☹ Same, ★ Better, or ✖ Worse than the national or state comparison.

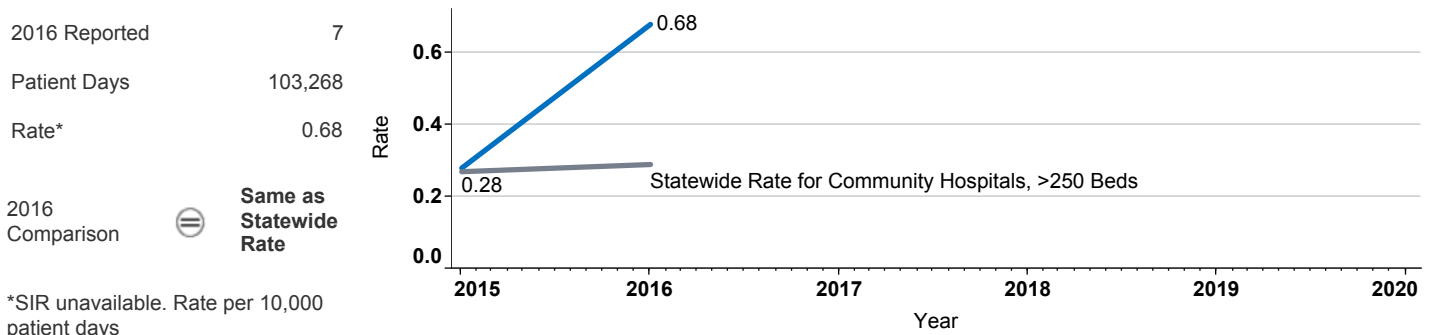
Central Line Associated Bloodstream Infection (CLABSI)



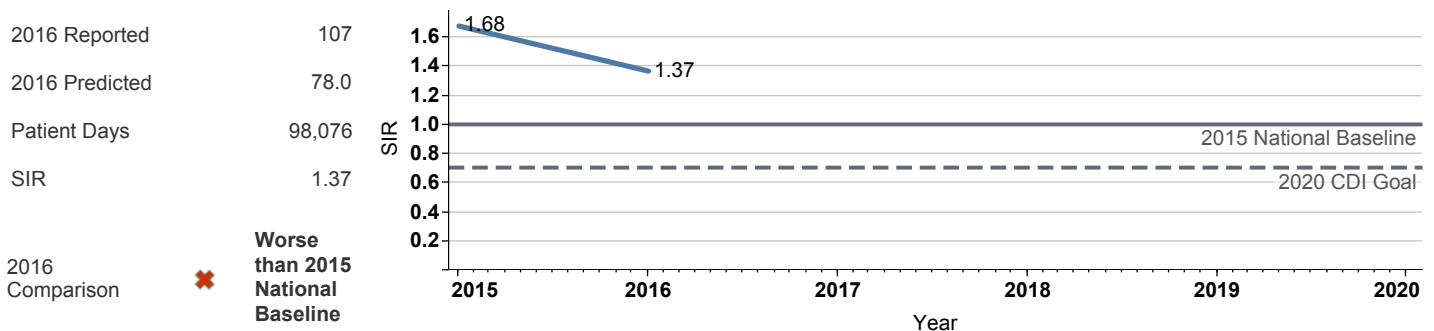
Methicillin-Resistant *Staphylococcus aureus* Bloodstream Infection (MRSA BSI)



Vancomycin-Resistant *Enterococcus* Bloodstream Infection (VRE BSI)



Clostridium difficile Infection (CDI)



Surgical Site Infection (SSI)

Procedure Type	Reported SSI	Predicted SSI	Number of Procedures	SIR	Compared with 2015 National Baseline
Appendix surgery	1	1.6	279	0.64	⊖ Same
Bile duct, liver or pancreatic surgery	2	2.5	45	0.82	⊖ Same
Cardiac surgery	0	0.3	91	0.00	⊖ Same
Cesarean section	2	1.8	1,421	1.09	⊖ Same
Colon surgery	13	5.9	249	2.21	✖ Worse
Coronary bypass, chest and donor in..	1	1.5	191	0.67	⊖ Same
Coronary bypass, chest incision only	0	0.1	11	Not enough procedures to calculate SIR	
Exploratory abdominal surgery (lapar..	2	1.6	228	1.26	⊖ Same
Gallbladder surgery	5	1.8	504	2.81	✖ Worse
Gastric surgery	1	1.2	114	0.84	⊖ Same
Hip prosthesis	2	0.9	117	2.17	⊖ Same
Hysterectomy, abdominal	2	1.5	231	1.36	⊖ Same
Hysterectomy, vaginal	3	0.7	157	4.55	⊖ Same
Kidney surgery	1	0.1	34	Not enough procedures to calculate SIR	
Kidney transplant	0	0.1	25	Not enough procedures to calculate SIR	
Knee prosthesis	0	0.5	132	0.00	⊖ Same
Laminectomy	0	0.9	268	0.00	⊖ Same
Open reduction of fracture	4	2.9	297	1.37	⊖ Same
Ovarian surgery	1	0.2	255	Not enough procedures to calculate SIR	
Pacemaker surgery	2	0.3	181	6.02	⊖ Same
Rectal surgery	2	0.6	28	3.15	⊖ Same
Small bowel surgery	5	2.7	136	1.87	⊖ Same
Spinal fusion	3	1.7	273	1.76	⊖ Same
Spleen surgery	1	0.1	25	Not enough procedures to calculate SIR	
Thoracic surgery	0	0.3	116	0.00	⊖ Same

Data tables available from the California Health and Human Services Open Data Portal: <https://chhs.data.ca.gov/>

Information on interpreting this report: <https://www.cdph.ca.gov/Programs/CHCQ/HAI/Pages/AnnualHAIRports.aspx>