

# Healthcare-Associated Infections Report, 2016



## Loma Linda University Medical Center, Murrieta (Murrieta)

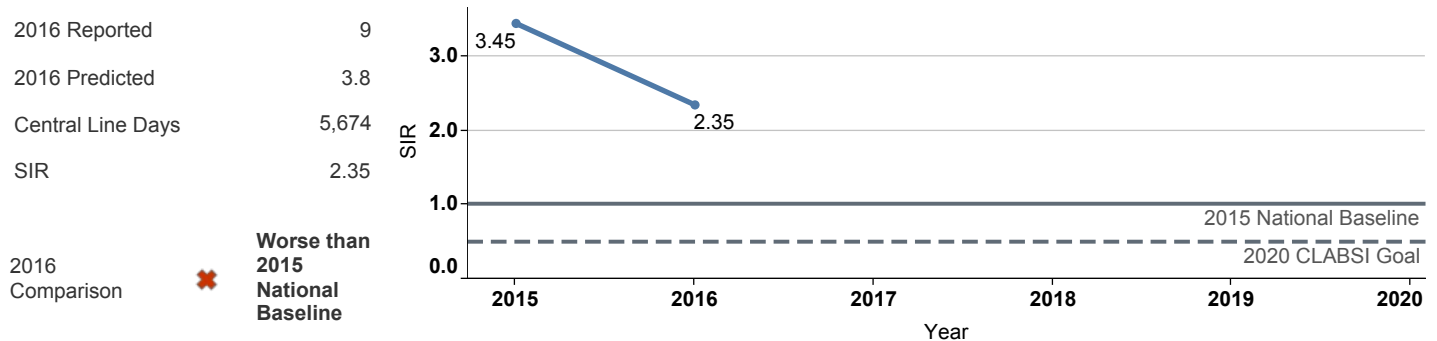
### Hospital Characteristics

County: **Riverside**  
 Medical School Affiliation: **No**  
 Hospital Type: **Community, < 125 beds**

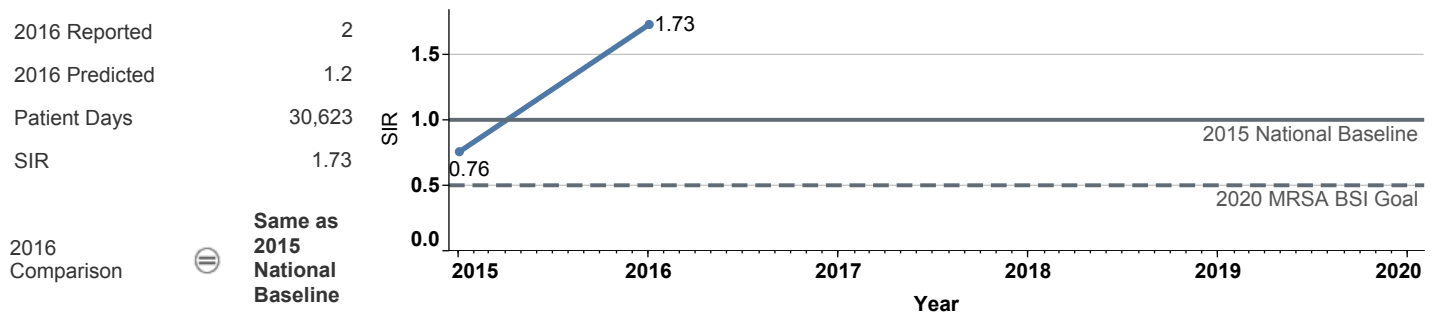
Select by Facility Name  
 Loma Linda University Medical..

The **blue lines** show this hospital's healthcare-associated infection (HAI) incidence for 2015 and 2016, reported as standardized infection ratios (SIR) when possible. Each result is interpreted as the **⊖ Same**, **★ Better**, or **✘ Worse** than the national or state comparison.

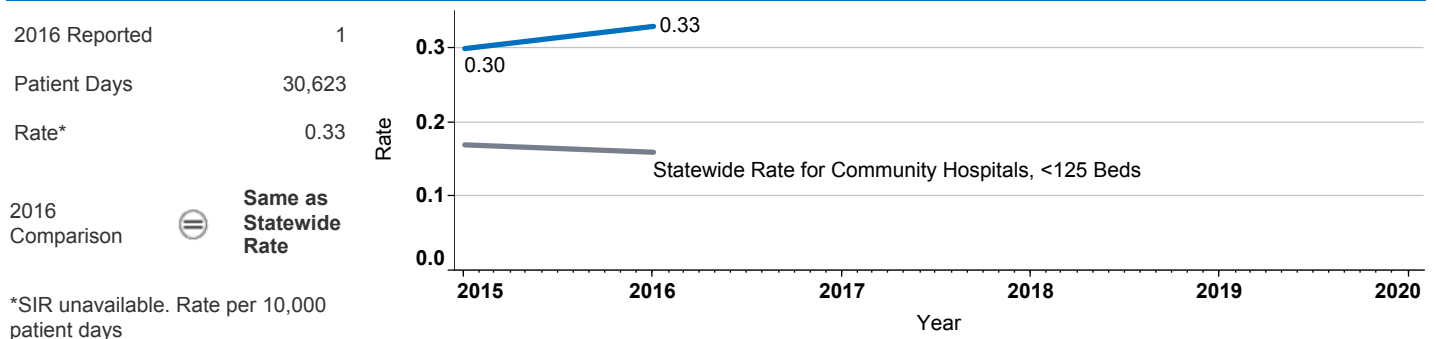
### Central Line Associated Bloodstream Infection (CLABSI)



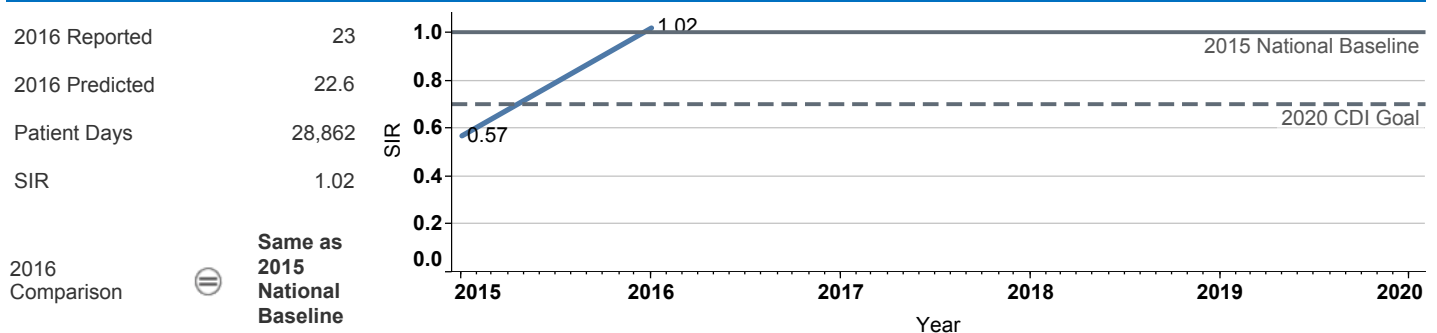
### Methicillin-Resistant *Staphylococcus aureus* Bloodstream Infection (MRSA BSI)



### Vancomycin-Resistant *Enterococcus* Bloodstream Infection (VRE BSI)



### Clostridium difficile Infection (CDI)



## Surgical Site Infection (SSI)

Procedure Type	Reported SSI	Predicted SSI	Number of Procedures	SIR	Compared with 2015 National Baseline
Abdominal aortic aneurysm repair	0	0.0	1	Not enough procedures to calculate SIR	
Appendix surgery	0	0.2	100	Not enough procedures to calculate SIR	
Bile duct, liver or pancreatic surgery	0	0.1	4	Not enough procedures to calculate SIR	
Cardiac surgery	0	0.1	26	Not enough procedures to calculate SIR	
Cesarean section	0	0.2	233	Not enough procedures to calculate SIR	
Colon surgery	1	1.5	101	0.65	⊖ Same
Coronary bypass, chest and donor in..	1	0.4	95	2.35	⊖ Same
Coronary bypass, chest incision only	0	0.0	9	Not enough procedures to calculate SIR	
Exploratory abdominal surgery (lapar..	1	0.3	107	3.48	⊖ Same
Gallbladder surgery	0	0.4	151	0.00	⊖ Same
Gastric surgery	0	0.1	13	Not enough procedures to calculate SIR	
Hip prosthesis	1	0.5	103	2.08	⊖ Same
Hysterectomy, abdominal	0	0.0	7	Not enough procedures to calculate SIR	
Hysterectomy, vaginal	0	0.0	10	Not enough procedures to calculate SIR	
Kidney surgery	0	0.1	15	Not enough procedures to calculate SIR	
Knee prosthesis	1	1.0	168	1.04	⊖ Same
Laminectomy	1	0.4	128	2.80	⊖ Same
Open reduction of fracture	0	0.2	41	Not enough procedures to calculate SIR	
Ovarian surgery	0	0.0	10	Not enough procedures to calculate SIR	
Pacemaker surgery	0	0.1	55	Not enough procedures to calculate SIR	
Rectal surgery	0	0.3	16	0.00	⊖ Same
Small bowel surgery	0	0.6	31	0.00	⊖ Same
Spinal fusion	1	0.5	151	2.05	⊖ Same
Spleen surgery	0	0.0	4	Not enough procedures to calculate SIR	
Thoracic surgery	0	0.1	46	Not enough procedures to calculate SIR	

Data tables available from the California Health and Human Services Open Data Portal: <https://chhs.data.ca.gov/>

Information on interpreting this report: <https://www.cdph.ca.gov/Programs/CHCQ/HAH/Pages/AnnualHAIRReports.aspx>