

# Healthcare-Associated Infections Report, 2016



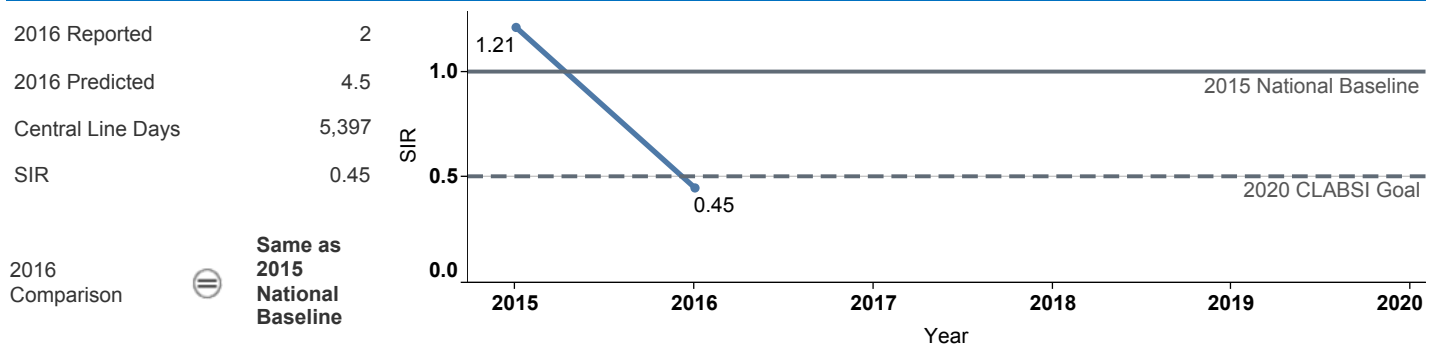
## Saddleback Memorial Medical Center (Laguna Hills)

### Hospital Characteristics

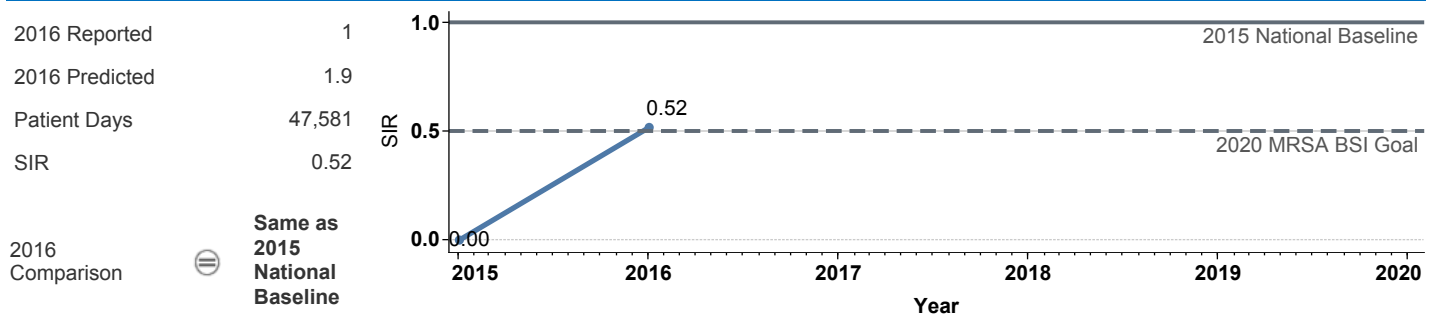
County: **Orange**    Medical School Affiliation: **No**    Hospital Type: **Community, > 250 beds**    Select by Facility Name: **Saddleback Memorial Medical ...**

The **blue lines** show this hospital's healthcare-associated infection (HAI) incidence for 2015 and 2016, reported as standardized infection ratios (SIR) when possible. Each result is interpreted as the **⊖ Same**, **★ Better**, or **✖ Worse** than the national or state comparison.

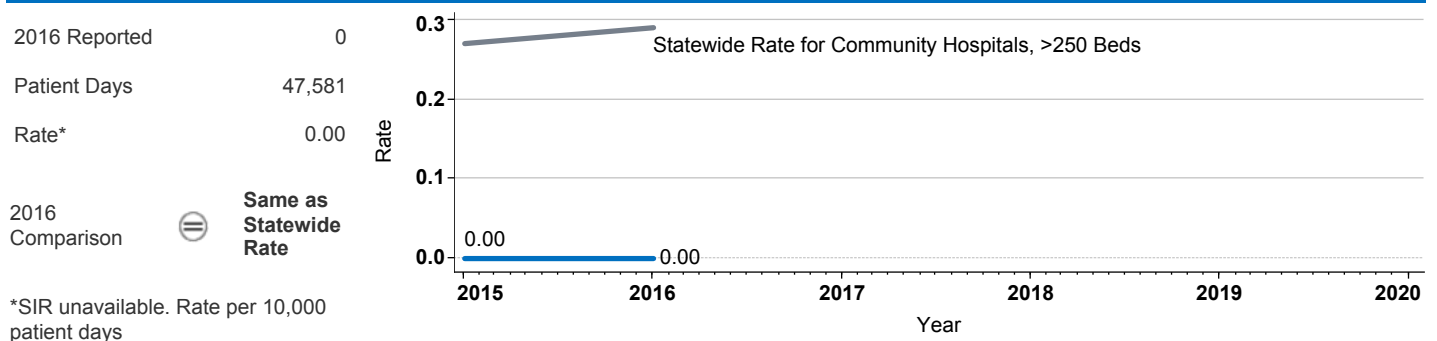
### Central Line Associated Bloodstream Infection (CLABSI)



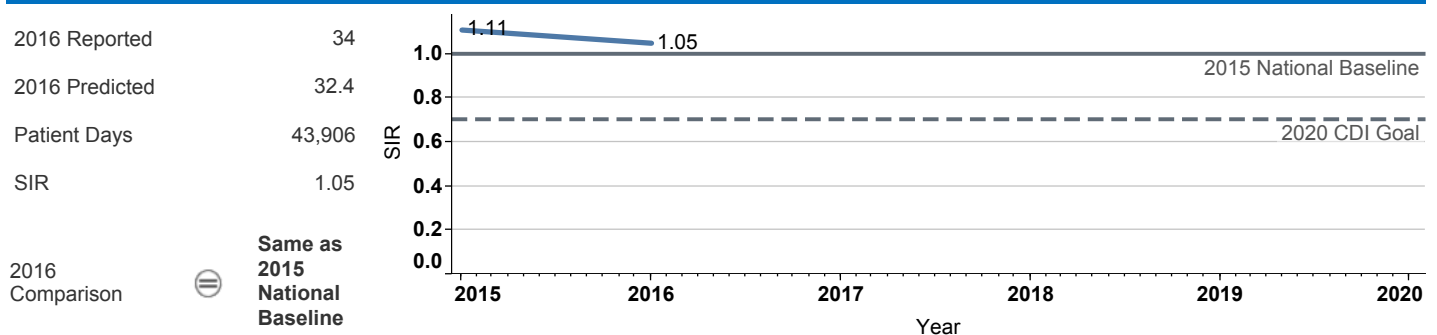
### Methicillin-Resistant *Staphylococcus aureus* Bloodstream Infection (MRSA BSI)



### Vancomycin-Resistant *Enterococcus* Bloodstream Infection (VRE BSI)



### *Clostridium difficile* Infection (CDI)



**Surgical Site Infection (SSI)**

Procedure Type	Reported SSI	Predicted SSI	Number of Procedures	SIR	Compared with 2015 National Baseline
Abdominal aortic aneurysm repair	0	0.0	1	<b>Not enough procedures to calculate SIR</b>	
Appendix surgery	0	0.5	155	<b>0.00</b>	⊖ Same
Bile duct, liver or pancreatic surgery	1	0.1	7	<b>Not enough procedures to calculate SIR</b>	
Cardiac surgery	0	0.1	47	<b>Not enough procedures to calculate SIR</b>	
Cesarean section	0	0.6	764	<b>0.00</b>	⊖ Same
Colon surgery	4	3.5	140	<b>1.14</b>	⊖ Same
Coronary bypass, chest and donor in..	1	0.3	64	<b>3.88</b>	⊖ Same
Coronary bypass, chest incision only	0	0.0	2	<b>Not enough procedures to calculate SIR</b>	
Exploratory abdominal surgery (lapar..	0	0.9	184	<b>0.00</b>	⊖ Same
Gallbladder surgery	0	0.8	143	<b>0.00</b>	⊖ Same
Gastric surgery	1	0.3	25	<b>3.15</b>	⊖ Same
Hip prosthesis	0	1.3	326	<b>0.00</b>	⊖ Same
Hysterectomy, abdominal	0	1.1	204	<b>0.00</b>	⊖ Same
Hysterectomy, vaginal	1	0.2	50	<b>4.76</b>	⊖ Same
Kidney surgery	0	0.1	20	<b>Not enough procedures to calculate SIR</b>	
Knee prosthesis	1	1.3	421	<b>0.76</b>	⊖ Same
Laminectomy	0	0.4	156	<b>0.00</b>	⊖ Same
Open reduction of fracture	0	0.8	166	<b>0.00</b>	⊖ Same
Ovarian surgery	1	0.2	252	<b>Not enough procedures to calculate SIR</b>	
Pacemaker surgery	1	0.4	262	<b>2.43</b>	⊖ Same
Rectal surgery	1	0.2	25	<b>4.46</b>	⊖ Same
Small bowel surgery	0	1.3	68	<b>0.00</b>	⊖ Same
Spinal fusion	3	1.7	279	<b>1.80</b>	⊖ Same
Spleen surgery	0	0.0	3	<b>Not enough procedures to calculate SIR</b>	
Thoracic surgery	0	0.3	154	<b>0.00</b>	⊖ Same

Data tables available from the California Health and Human Services Open Data Portal: <https://chhs.data.ca.gov/>

Information on interpreting this report: <https://www.cdph.ca.gov/Programs/CHCQ/HAH/Pages/AnnualHAIRReports.aspx>