

# Healthcare-Associated Infections Report, 2016



## Placentia Linda Hospital (Placentia)

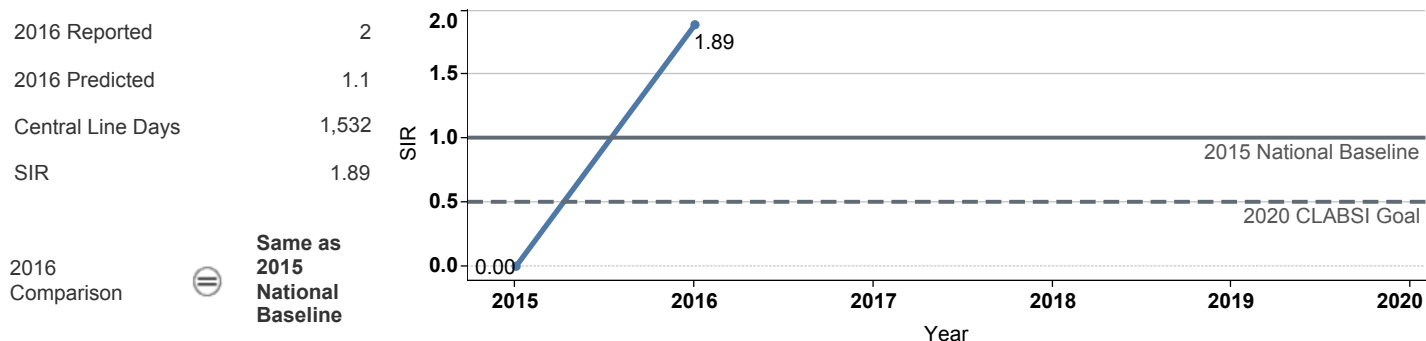
### Hospital Characteristics

County: **Orange**  
 Medical School Affiliation: **No**  
 Hospital Type: **Community, < 125 beds**

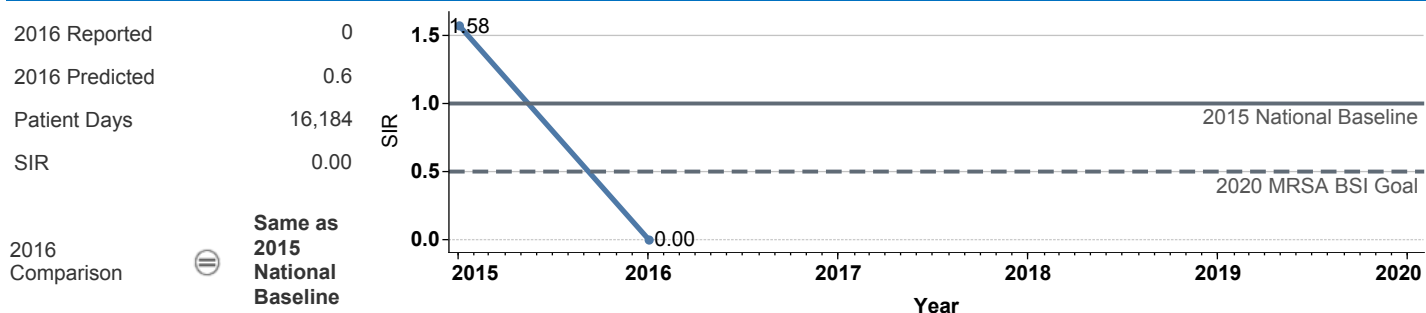
Select by Facility Name  
 Placentia Linda Hospital

The **blue lines** show this hospital's healthcare-associated infection (HAI) incidence for 2015 and 2016, reported as standardized infection ratios (SIR) when possible. Each result is interpreted as the **⊖ Same**, **★ Better**, or **✖ Worse** than the national or state comparison.

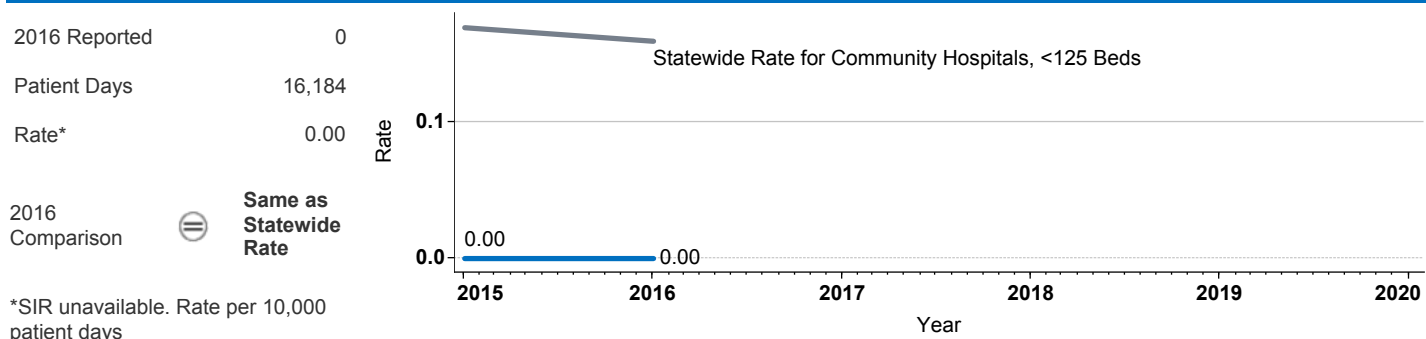
### Central Line Associated Bloodstream Infection (CLABSI)



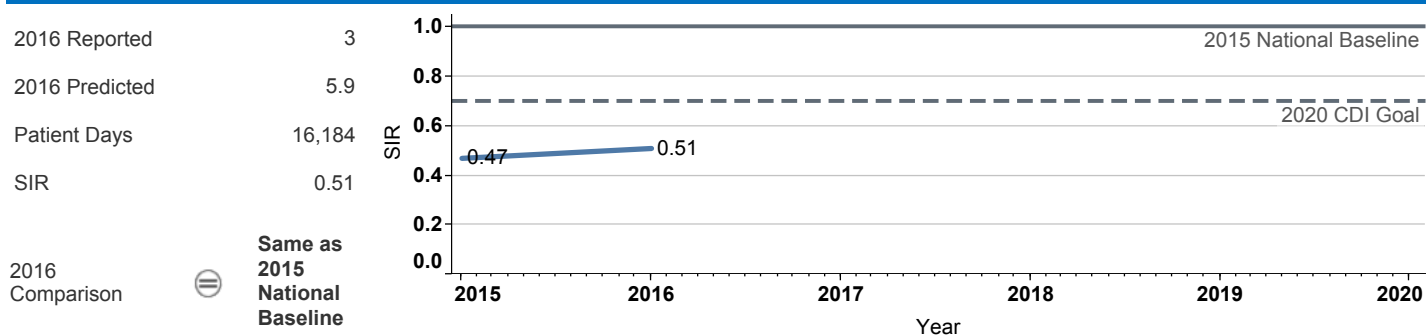
### Methicillin-Resistant *Staphylococcus aureus* Bloodstream Infection (MRSA BSI)



### Vancomycin-Resistant *Enterococcus* Bloodstream Infection (VRE BSI)



### Clostridium difficile Infection (CDI)



## Surgical Site Infection (SSI)

Procedure Type	Reported SSI	Predicted SSI	Number of Procedures	SIR	Compared with 2015 National Baseline
Appendix surgery	0	0.3	113	0.00	⊖ Same
Bile duct, liver or pancreatic surgery	0	0.1	6	Not enough procedures to calculate SIR	
Cardiac surgery	0	0.0	2	Not enough procedures to calculate SIR	
Colon surgery	1	1.2	52	0.80	⊖ Same
Exploratory abdominal surgery (lapar..	0	0.5	98	0.00	⊖ Same
Gallbladder surgery	0	0.4	147	0.00	⊖ Same
Gastric surgery	0	0.2	23	0.00	⊖ Same
Hip prosthesis	1	0.7	114	1.47	⊖ Same
Hysterectomy, abdominal	0	0.1	21	Not enough procedures to calculate SIR	
Hysterectomy, vaginal	1	0.3	74	3.22	⊖ Same
Kidney surgery	0	0.0	2	Not enough procedures to calculate SIR	
Knee prosthesis	2	0.7	172	2.95	⊖ Same
Laminectomy	0	0.0	11	Not enough procedures to calculate SIR	
Open reduction of fracture	1	0.5	93	2.11	⊖ Same
Ovarian surgery	1	0.1	75	Not enough procedures to calculate SIR	
Pacemaker surgery	0	0.0	22	Not enough procedures to calculate SIR	
Rectal surgery	0	0.1	6	Not enough procedures to calculate SIR	
Small bowel surgery	2	0.5	25	4.26	⊖ Same
Spinal fusion	0	0.0	18	Not enough procedures to calculate SIR	
Spleen surgery	0	0.0	1	Not enough procedures to calculate SIR	
Thoracic surgery	0	0.0	16	Not enough procedures to calculate SIR	

Data tables available from the California Health and Human Services Open Data Portal: <https://chhs.data.ca.gov/>

Information on interpreting this report: <https://www.cdph.ca.gov/Programs/CHCQ/HAI/Pages/AnnualHAIRports.aspx>