

Healthcare-Associated Infections Report, 2016



Orange County Global Medical Center (Santa Ana)

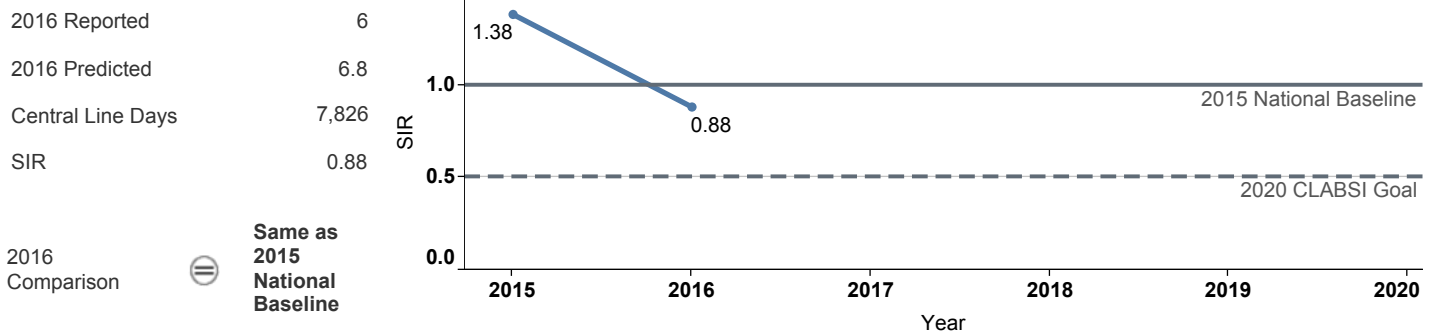
Hospital Characteristics

County: **Orange**
 Medical School Affiliation: **No**
 Hospital Type: **Community, > 250 beds**

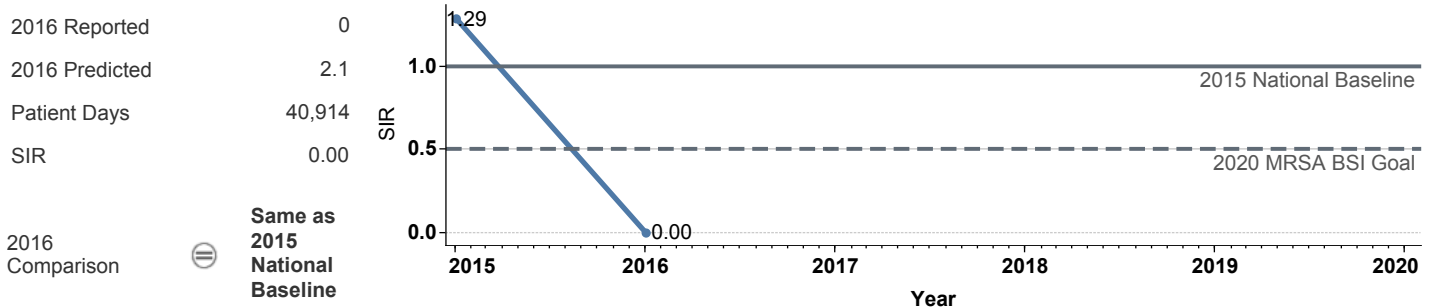
Select by Facility Name
 Orange County Global Medica..

The **blue lines** show this hospital's healthcare-associated infection (HAI) incidence for 2015 and 2016, reported as standardized infection ratios (SIR) when possible. Each result is interpreted as the **⊖ Same**, **★ Better**, or **✘ Worse** than the national or state comparison.

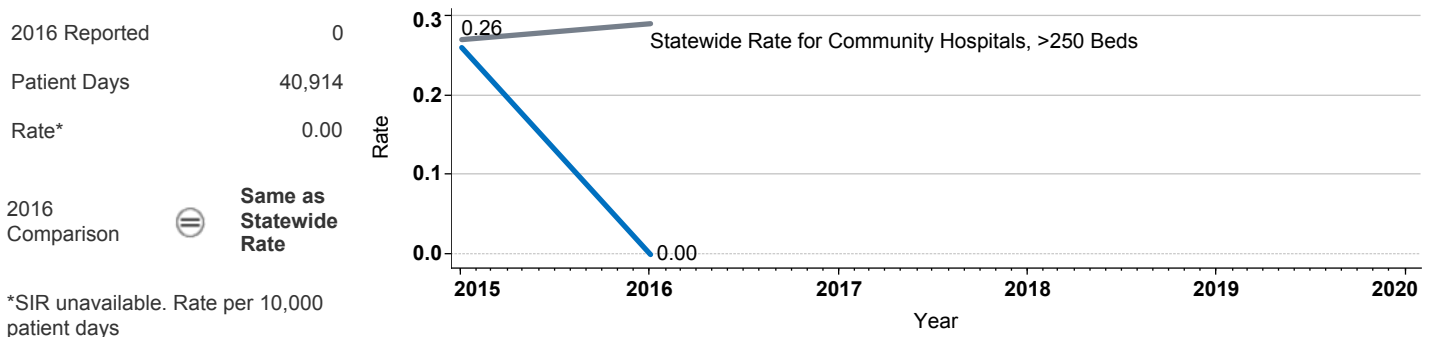
Central Line Associated Bloodstream Infection (CLABSI)



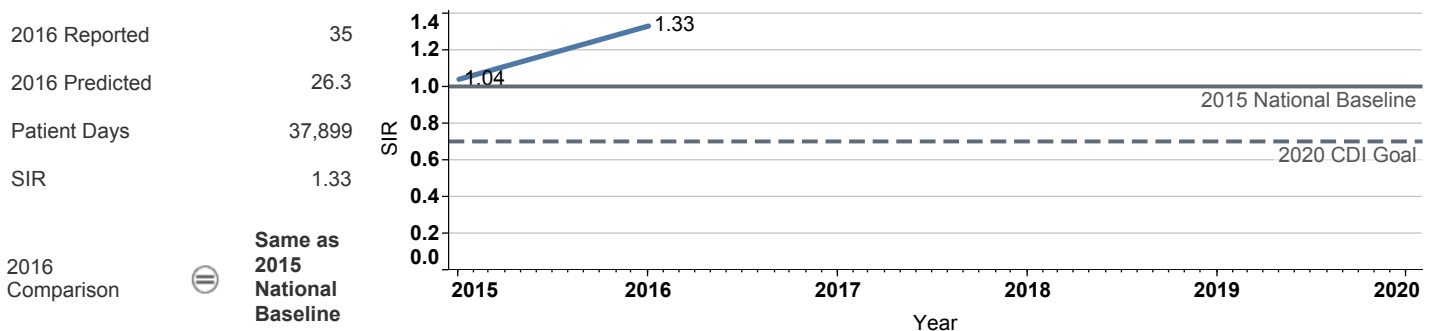
Methicillin-Resistant *Staphylococcus aureus* Bloodstream Infection (MRSA BSI)



Vancomycin-Resistant *Enterococcus* Bloodstream Infection (VRE BSI)



Clostridium difficile Infection (CDI)



Surgical Site Infection (SSI)

Procedure Type	Reported SSI	Predicted SSI	Number of Procedures	SIR	Compared with 2015 National Baseline
Appendix surgery	0	0.2	72	Not enough procedures to calculate SIR	
Bile duct, liver or pancreatic surgery	0	0.5	37	0.00	☹ Same
Cardiac surgery	0	0.2	27	Not enough procedures to calculate SIR	
Cesarean section	0	0.5	730	0.00	☹ Same
Colon surgery	0	1.5	46	0.00	☹ Same
Coronary bypass, chest and donor in..	0	0.0	13	Not enough procedures to calculate SIR	
Coronary bypass, chest incision only	0	0.0	3	Not enough procedures to calculate SIR	
Exploratory abdominal surgery (lapar..	0	1.5	144	0.00	☹ Same
Gallbladder surgery	0	0.3	115	0.00	☹ Same
Gastric surgery	2	0.2	18	9.01	✖ Worse
Hip prosthesis	0	0.1	15	Not enough procedures to calculate SIR	
Hysterectomy, abdominal	1	0.7	119	1.45	☹ Same
Hysterectomy, vaginal	0	0.1	26	Not enough procedures to calculate SIR	
Kidney surgery	0	0.0	8	Not enough procedures to calculate SIR	
Knee prosthesis	0	0.5	34	0.00	☹ Same
Laminectomy	0	0.3	89	0.00	☹ Same
Open reduction of fracture	2	2.1	229	0.95	☹ Same
Ovarian surgery	0	0.1	156	Not enough procedures to calculate SIR	
Pacemaker surgery	0	0.1	47	Not enough procedures to calculate SIR	
Small bowel surgery	2	0.9	50	2.20	☹ Same
Spinal fusion	0	1.0	90	0.00	☹ Same
Spleen surgery	0	0.1	10	Not enough procedures to calculate SIR	
Thoracic surgery	0	0.1	27	Not enough procedures to calculate SIR	

Data tables available from the California Health and Human Services Open Data Portal: <https://chhs.data.ca.gov/>

Information on interpreting this report: <https://www.cdph.ca.gov/Programs/CHCQ/HAI/Pages/AnnualHAIRports.aspx>