

# Healthcare-Associated Infections Report, 2016



## Kindred Hospital, Westminster (Westminster)

### Hospital Characteristics

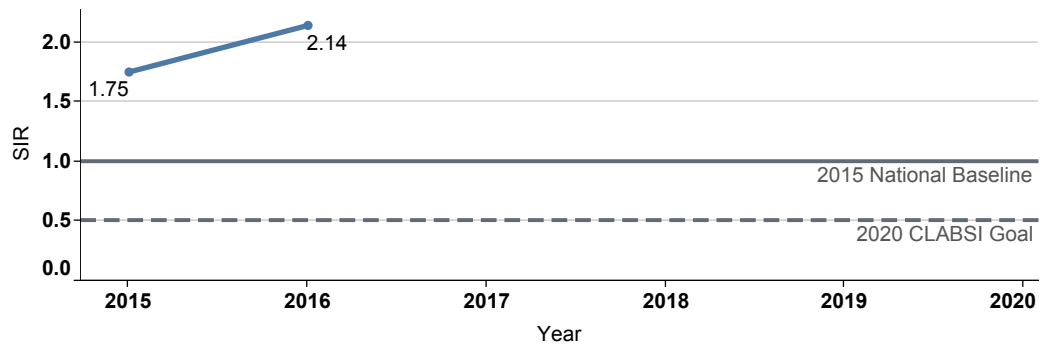
County: **Orange**  
 Medical School Affiliation: **No**  
 Hospital Type: **LTAC**

Select by Facility Name  
 Kindred Hospital, Westminster

The **blue lines** show this hospital's healthcare-associated infection (HAI) incidence for 2015 and 2016, reported as standardized infection ratios (SIR) when possible. Each result is interpreted as the ☹ Same, ★ Better, or ✖ Worse than the national or state comparison.

### Central Line Associated Bloodstream Infection (CLABSI)

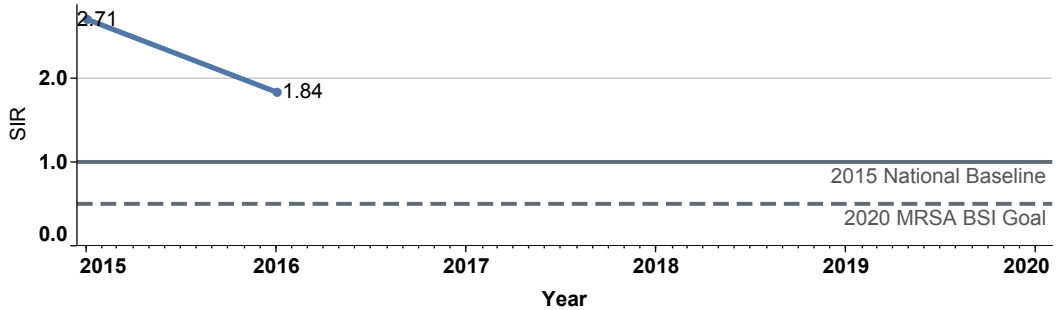
2016 Reported: 62  
 2016 Predicted: 29.0  
 Central Line Days: 18,076  
 SIR: 2.14



2016 Comparison: ✖ **Worse than 2015 National Baseline**

### Methicillin-Resistant *Staphylococcus aureus* Bloodstream Infection (MRSA BSI)

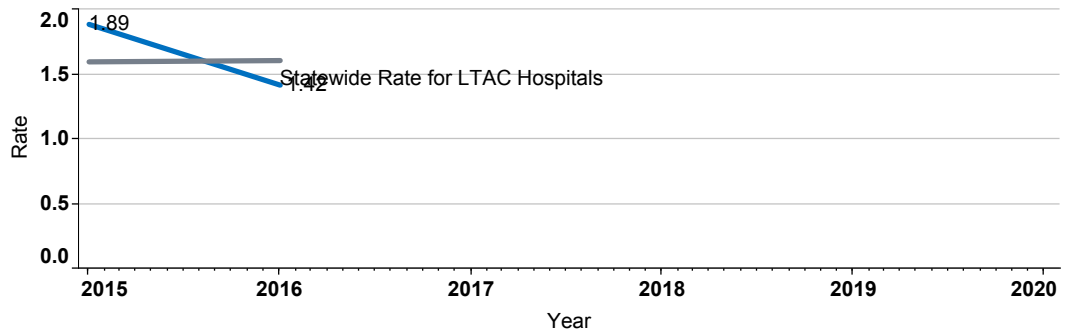
2016 Reported: 8  
 2016 Predicted: 4.3  
 Patient Days: 35,244  
 SIR: 1.84



2016 Comparison: ☹ **Same as 2015 National Baseline**

### Vancomycin-Resistant *Enterococcus* Bloodstream Infection (VRE BSI)

2016 Reported: 5  
 Patient Days: 35,244  
 Rate\*: 1.42

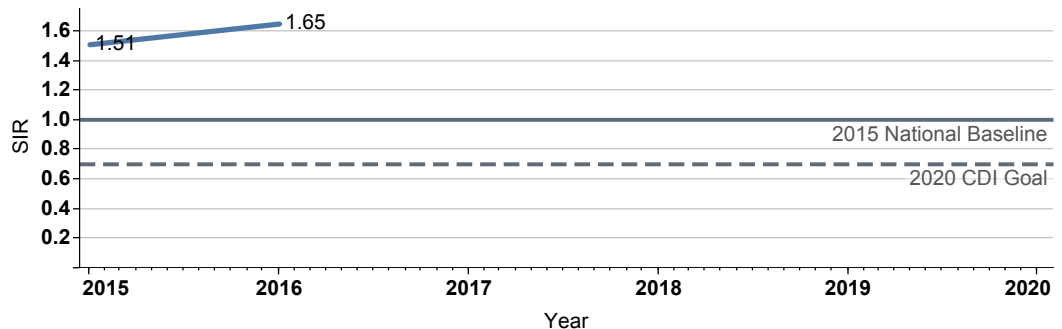


2016 Comparison: ☹ **Same as Statewide Rate**

\*SIR unavailable. Rate per 10,000 patient days

### Clostridium difficile Infection (CDI)

2016 Reported: 82  
 2016 Predicted: 49.8  
 Patient Days: 35,244  
 SIR: 1.65



2016 Comparison: ✖ **Worse than 2015 National Baseline**

This hospital did not report surgical procedures in 2016.

*Data tables available from the California Health and Human Services Open Data Portal: <https://chhs.data.ca.gov/>*

*Information on interpreting this report: <https://www.cdph.ca.gov/Programs/CHCQ/HAI/Pages/AnnualHAIRports.aspx>*