

Healthcare-Associated Infections Report, 2016



Kindred Hospital, Santa Ana (Santa Ana)

Hospital Characteristics

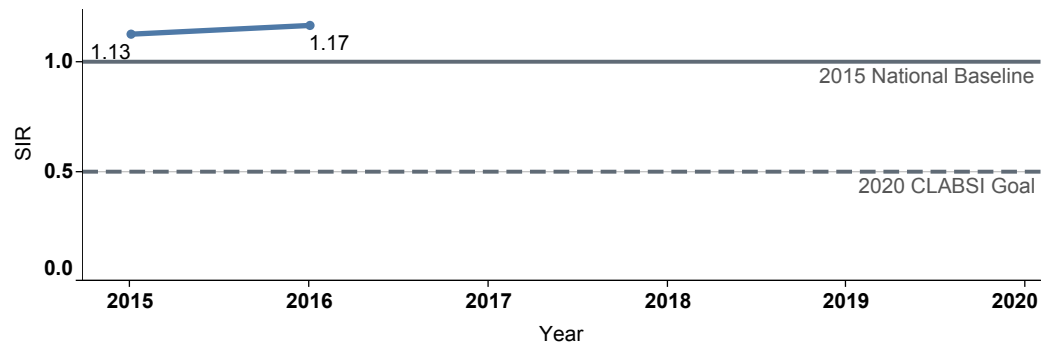
County: **Orange**
 Medical School Affiliation: **No**
 Hospital Type: **LTAC**

Select by Facility Name
 Kindred Hospital, Santa Ana

The **blue lines** show this hospital's healthcare-associated infection (HAI) incidence for 2015 and 2016, reported as standardized infection ratios (SIR) when possible. Each result is interpreted as the **⊖ Same**, **★ Better**, or **✘ Worse** than the national or state comparison.

Central Line Associated Bloodstream Infection (CLABSI)

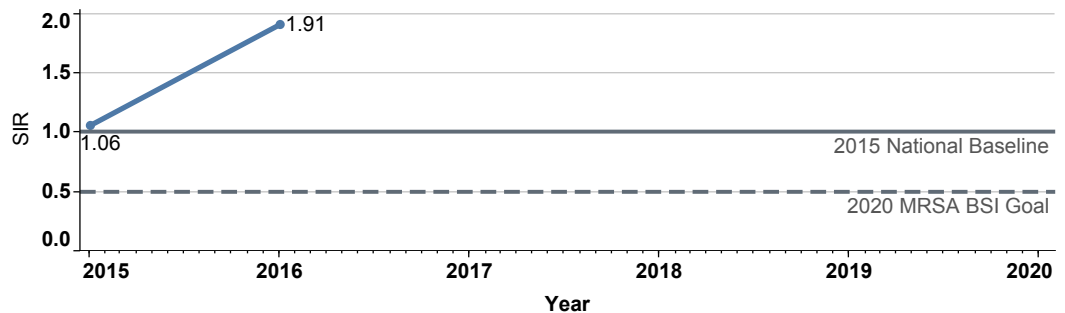
2016 Reported: 16
 2016 Predicted: 13.7
 Central Line Days: 9,026
 SIR: 1.17



2016 Comparison: **⊖ Same as 2015 National Baseline**

Methicillin-Resistant *Staphylococcus aureus* Bloodstream Infection (MRSA BSI)

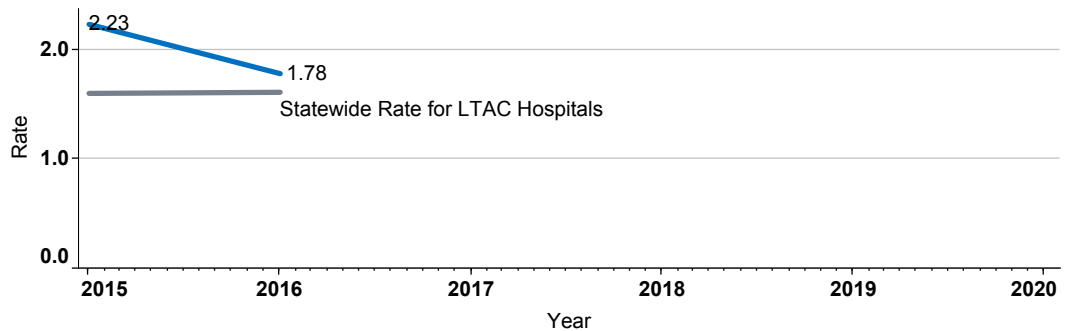
2016 Reported: 4
 2016 Predicted: 2.1
 Patient Days: 16,851
 SIR: 1.91



2016 Comparison: **⊖ Same as 2015 National Baseline**

Vancomycin-Resistant *Enterococcus* Bloodstream Infection (VRE BSI)

2016 Reported: 3
 Patient Days: 16,851
 Rate*: 1.78

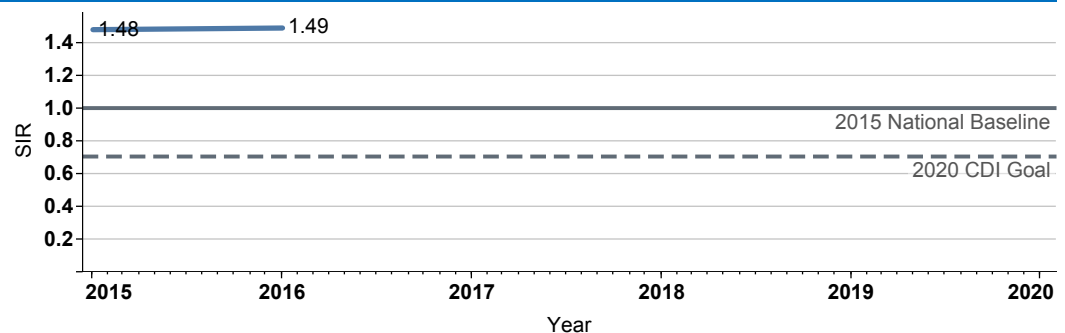


2016 Comparison: **⊖ Same as Statewide Rate**

*SIR unavailable. Rate per 10,000 patient days

Clostridium difficile Infection (CDI)

2016 Reported: 30
 2016 Predicted: 20.2
 Patient Days: 16,851
 SIR: 1.49



2016 Comparison: **✘ Worse than 2015 National Baseline**

This hospital did not report surgical procedures in 2016.

Data tables available from the California Health and Human Services Open Data Portal: <https://chhs.data.ca.gov/>

Information on interpreting this report: <https://www.cdph.ca.gov/Programs/CHCQ/HAI/Pages/AnnualHAIRports.aspx>