

Healthcare-Associated Infections Report, 2016



Kaiser Foundation Hospital, Orange County, Irvine (Irvine)

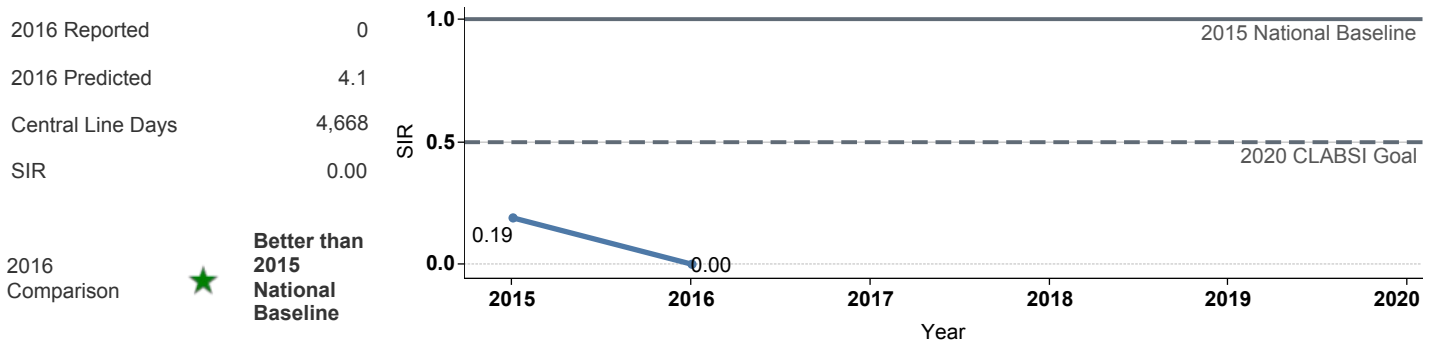
Hospital Characteristics

County: **Orange**
 Medical School Affiliation: **Major**
 Hospital Type: **Major Teaching**

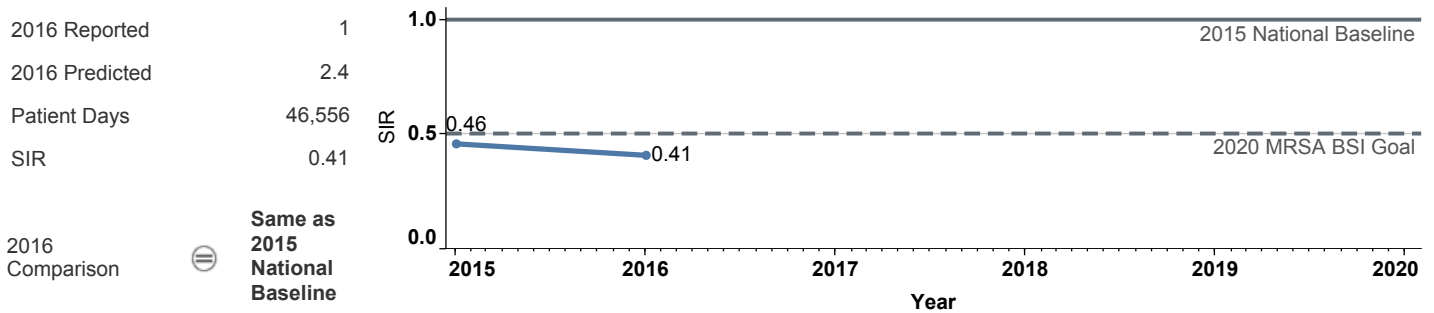
Select by Facility Name
 Kaiser Foundation Hospital, O..

The **blue lines** show this hospital's healthcare-associated infection (HAI) incidence for 2015 and 2016, reported as standardized infection ratios (SIR) when possible. Each result is interpreted as the ☹ Same, ★ Better, or ✖ Worse than the national or state comparison.

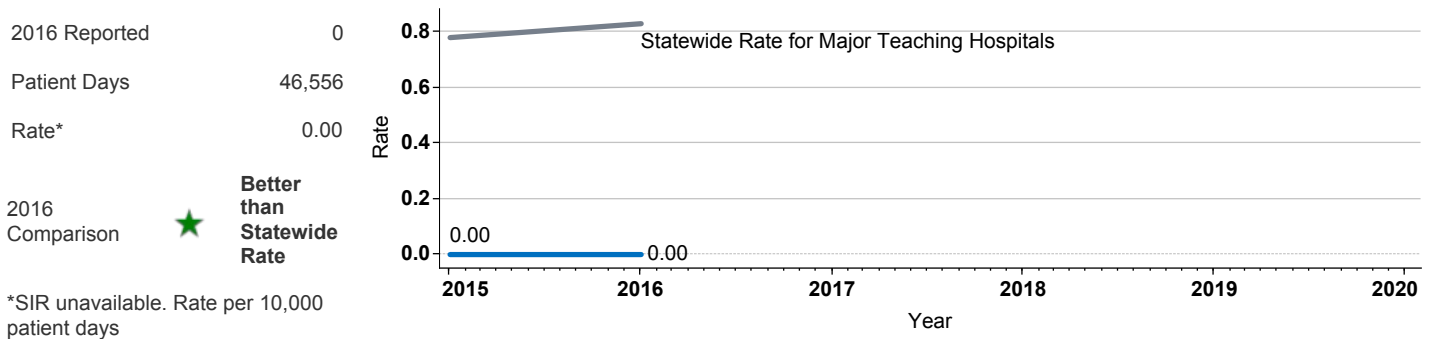
Central Line Associated Bloodstream Infection (CLABSI)



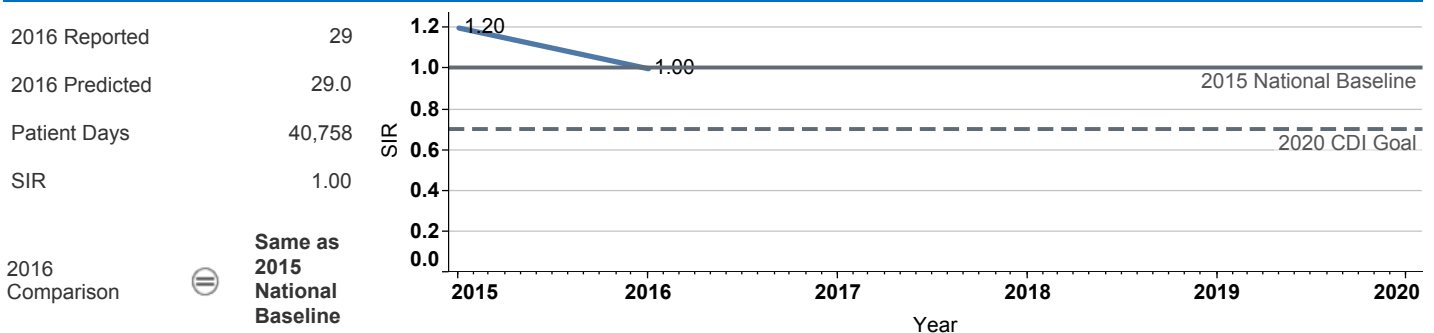
Methicillin-Resistant *Staphylococcus aureus* Bloodstream Infection (MRSA BSI)



Vancomycin-Resistant *Enterococcus* Bloodstream Infection (VRE BSI)



Clostridium difficile Infection (CDI)



Surgical Site Infection (SSI)

Procedure Type	Reported SSI	Predicted SSI	Number of Procedures	SIR	Compared with 2015 National Baseline
Appendix surgery	0	0.4	155	0.00	⊖ Same
Bile duct, liver or pancreatic surgery	0	0.1	5	Not enough procedures to calculate SIR	
Cesarean section	0	1.5	796	0.00	⊖ Same
Colon surgery	4	3.1	135	1.31	⊖ Same
Exploratory abdominal surgery (lapar..	3	0.8	161	3.93	⊖ Same
Gallbladder surgery	1	0.6	242	1.64	⊖ Same
Gastric surgery	1	0.2	13	Not enough procedures to calculate SIR	
Hip prosthesis	0	2.3	555	0.00	⊖ Same
Hysterectomy, abdominal	0	1.1	171	0.00	⊖ Same
Hysterectomy, vaginal	0	0.3	40	0.00	⊖ Same
Kidney surgery	0	0.1	23	Not enough procedures to calculate SIR	
Knee prosthesis	1	3.3	952	0.31	⊖ Same
Open reduction of fracture	3	1.7	232	1.81	⊖ Same
Ovarian surgery	0	0.2	226	Not enough procedures to calculate SIR	
Pacemaker surgery	0	0.1	70	Not enough procedures to calculate SIR	
Rectal surgery	0	0.5	33	0.00	⊖ Same
Small bowel surgery	0	1.0	50	0.00	⊖ Same
Spleen surgery	0	0.0	2	Not enough procedures to calculate SIR	
Thoracic surgery	0	0.1	11	Not enough procedures to calculate SIR	

Data tables available from the California Health and Human Services Open Data Portal: <https://chhs.data.ca.gov/>

Information on interpreting this report: <https://www.cdph.ca.gov/Programs/CHCQ/HAI/Pages/AnnualHAIReports.aspx>