

# Healthcare-Associated Infections Report, 2016



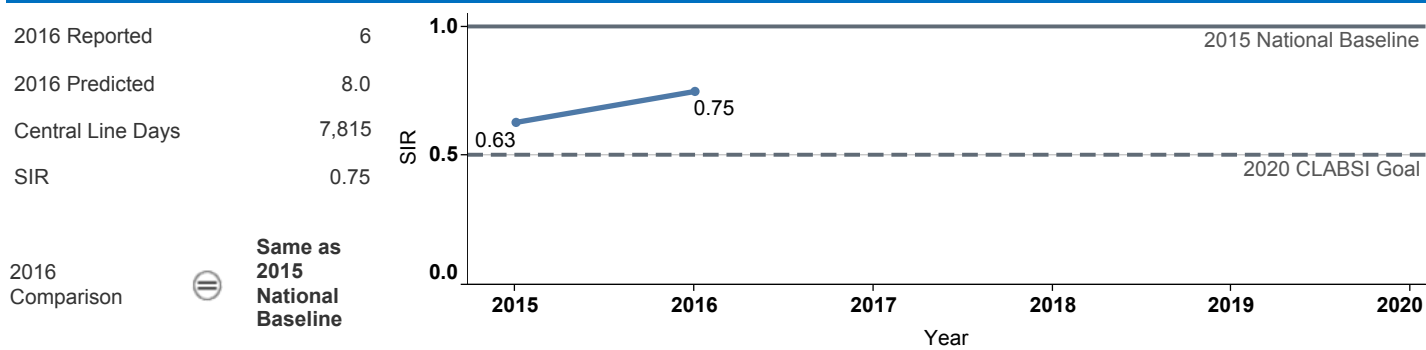
## Kaiser Foundation Hospital, Orange County, Anaheim (Anaheim)

### Hospital Characteristics

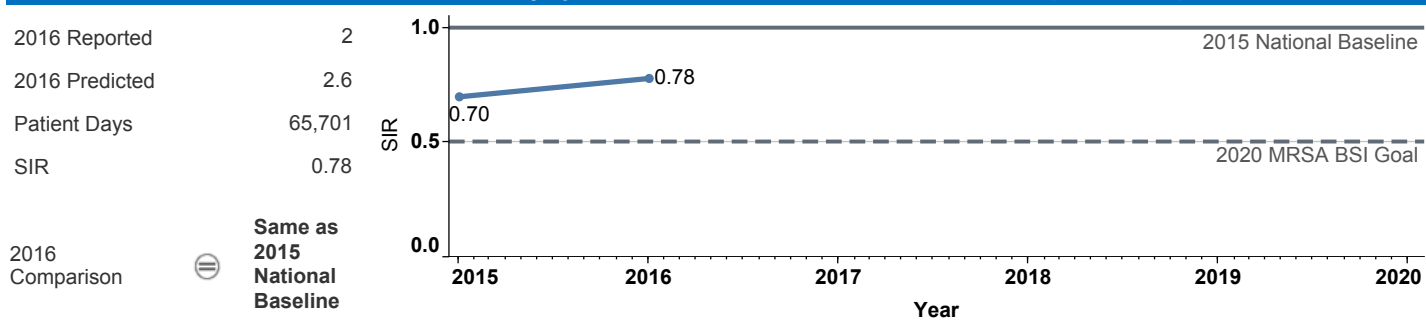
County	Medical School Affiliation	Hospital Type	Select by Facility Name
Orange	Graduate	Community, > 250 beds	Kaiser Foundation Hospital, O..

The **blue lines** show this hospital's healthcare-associated infection (HAI) incidence for 2015 and 2016, reported as standardized infection ratios (SIR) when possible. Each result is interpreted as the **⊖ Same**, **★ Better**, or **✘ Worse** than the national or state comparison.

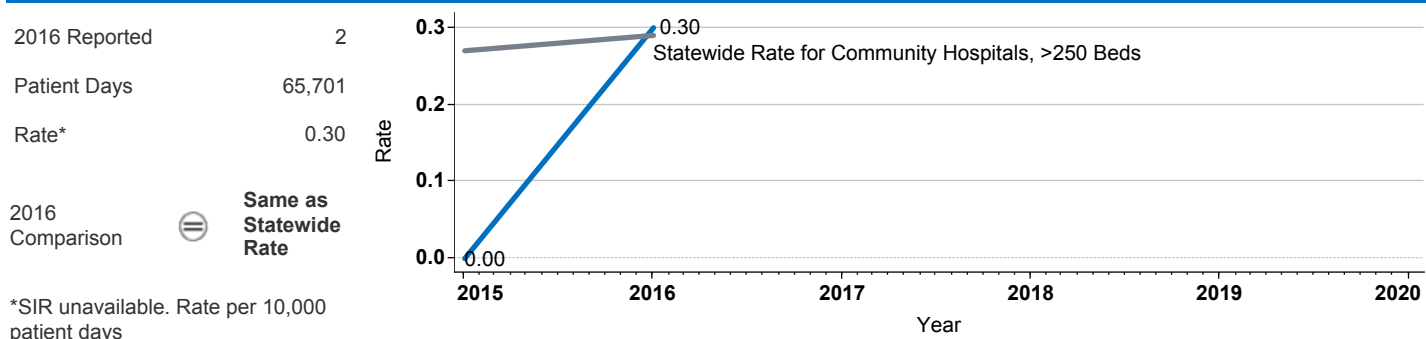
### Central Line Associated Bloodstream Infection (CLABSI)



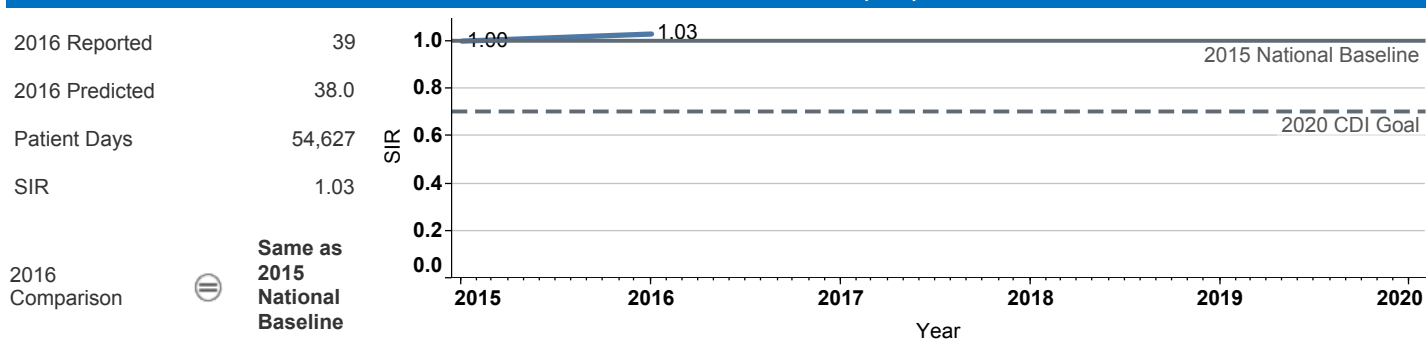
### Methicillin-Resistant *Staphylococcus aureus* Bloodstream Infection (MRSA BSI)



### Vancomycin-Resistant *Enterococcus* Bloodstream Infection (VRE BSI)



### Clostridium difficile Infection (CDI)



## Surgical Site Infection (SSI)

Procedure Type	Reported SSI	Predicted SSI	Number of Procedures	SIR	Compared with 2015 National Baseline
Abdominal aortic aneurysm repair	0	0.0	4	<b>Not enough procedures to calculate SIR</b>	
Appendix surgery	0	0.5	215	<b>0.00</b>	⊖ Same
Bile duct, liver or pancreatic surgery	4	1.9	57	<b>2.10</b>	⊖ Same
Cardiac surgery	0	0.0	9	<b>Not enough procedures to calculate SIR</b>	
Cesarean section	2	1.3	1,117	<b>1.49</b>	⊖ Same
Colon surgery	2	4.1	166	<b>0.49</b>	⊖ Same
Exploratory abdominal surgery (lapar..	0	0.9	170	<b>0.00</b>	⊖ Same
Gallbladder surgery	1	1.4	384	<b>0.73</b>	⊖ Same
Gastric surgery	0	1.0	44	<b>0.00</b>	⊖ Same
Hysterectomy, abdominal	1	1.1	147	<b>0.89</b>	⊖ Same
Hysterectomy, vaginal	0	0.4	96	<b>0.00</b>	⊖ Same
Kidney surgery	0	0.2	71	<b>0.00</b>	⊖ Same
Laminectomy	0	0.6	199	<b>0.00</b>	⊖ Same
Open reduction of fracture	1	0.3	41	<b>3.73</b>	⊖ Same
Ovarian surgery	0	0.2	244	<b>Not enough procedures to calculate SIR</b>	
Pacemaker surgery	0	0.0	25	<b>Not enough procedures to calculate SIR</b>	
Rectal surgery	0	0.3	40	<b>0.00</b>	⊖ Same
Small bowel surgery	0	2.3	115	<b>0.00</b>	⊖ Same
Spinal fusion	0	0.4	101	<b>0.00</b>	⊖ Same
Spleen surgery	0	0.1	13	<b>Not enough procedures to calculate SIR</b>	
Thoracic surgery	0	0.3	125	<b>0.00</b>	⊖ Same

Data tables available from the California Health and Human Services Open Data Portal: <https://chhs.data.ca.gov/>

Information on interpreting this report: <https://www.cdph.ca.gov/Programs/CHCQ/HAH/Pages/AnnualHAIRReports.aspx>