

# Healthcare-Associated Infections Report, 2016



## Hoag Orthopedic Institute (Irvine)

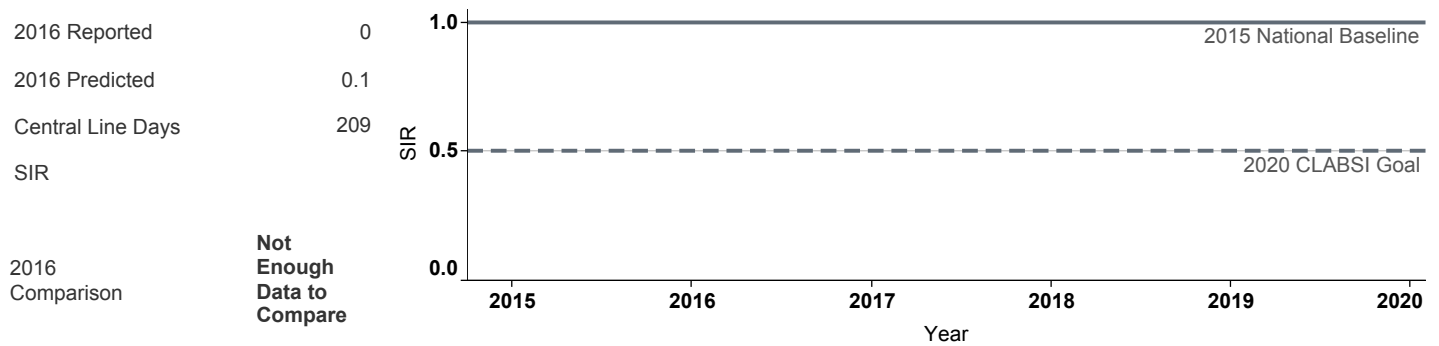
### Hospital Characteristics

County: **Orange**  
 Medical School Affiliation: **Undergraduate**  
 Hospital Type: **Community, < 125 beds**

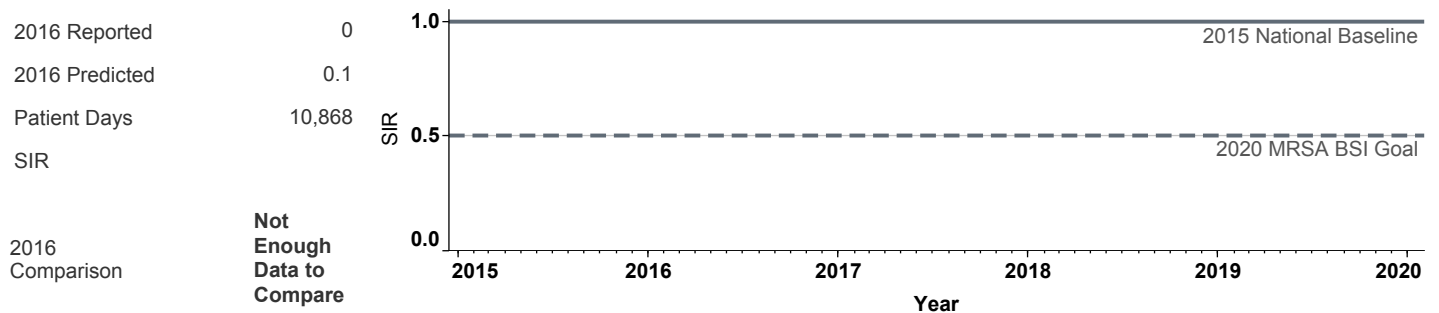
Select by Facility Name  
 Hoag Orthopedic Institute

The **blue lines** show this hospital's healthcare-associated infection (HAI) incidence for 2015 and 2016, reported as standardized infection ratios (SIR) when possible. Each result is interpreted as the **⊖ Same**, **★ Better**, or **✘ Worse** than the national or state comparison.

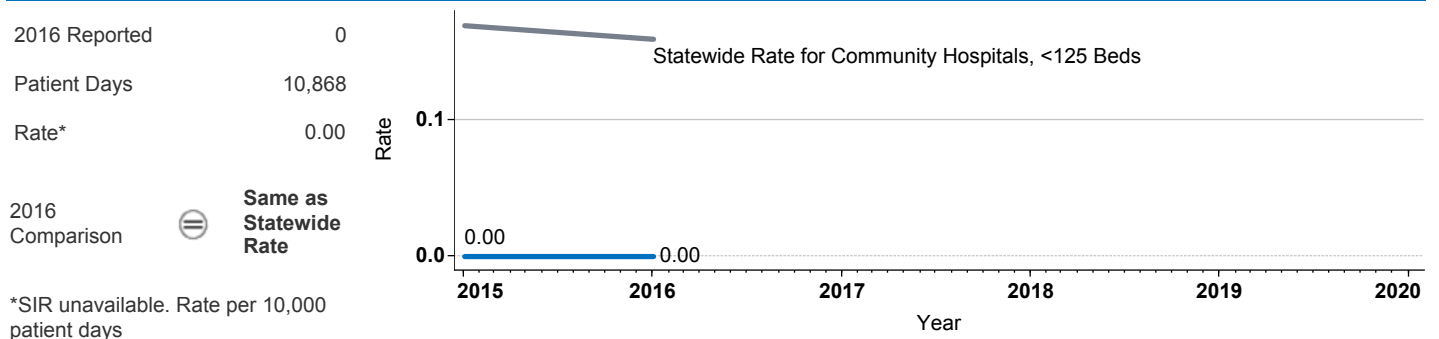
### Central Line Associated Bloodstream Infection (CLABSI)



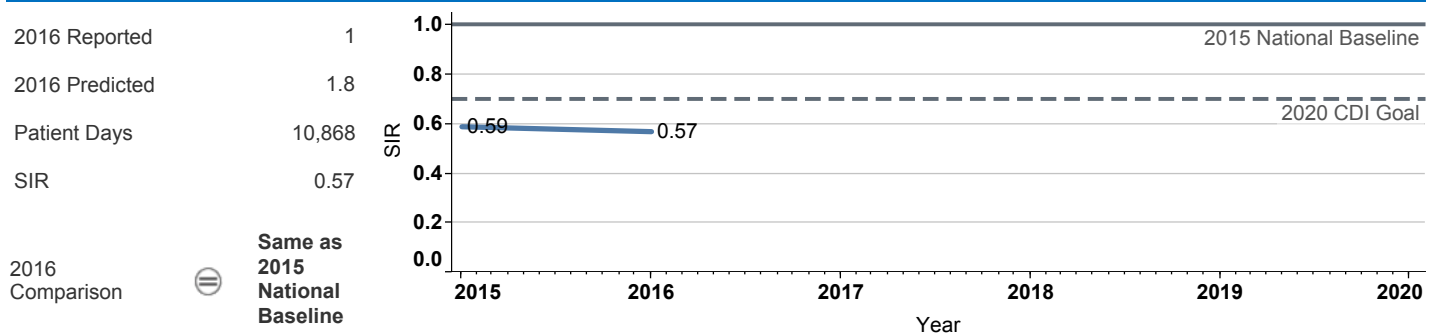
### Methicillin-Resistant *Staphylococcus aureus* Bloodstream Infection (MRSA BSI)



### Vancomycin-Resistant *Enterococcus* Bloodstream Infection (VRE BSI)



### *Clostridium difficile* Infection (CDI)



## Surgical Site Infection (SSI)

Procedure Type	Reported SSI	Predicted SSI	Number of Procedures	SIR	Compared with 2015 National Baseline
Exploratory abdominal surgery (lapar..	0	0.0	1	<b>Not enough procedures to calculate SIR</b>	
Hip prosthesis	2	6.1	1,495	<b>0.33</b>	☹ <b>Same</b>
Knee prosthesis	2	3.7	1,697	<b>0.55</b>	☹ <b>Same</b>
Laminectomy	0	1.6	609	<b>0.00</b>	☹ <b>Same</b>
Open reduction of fracture	2	1.3	258	<b>1.54</b>	☹ <b>Same</b>
Spinal fusion	2	1.5	849	<b>1.37</b>	☹ <b>Same</b>
Thoracic surgery	0	0.0	6	<b>Not enough procedures to calculate SIR</b>	

Data tables available from the California Health and Human Services Open Data Portal: <https://chhs.data.ca.gov/>

Information on interpreting this report: <https://www.cdph.ca.gov/Programs/CHCQ/HAI/Pages/AnnualHAIRports.aspx>