

# Healthcare-Associated Infections Report, 2016



## Hoag Hospital Irvine (Irvine)

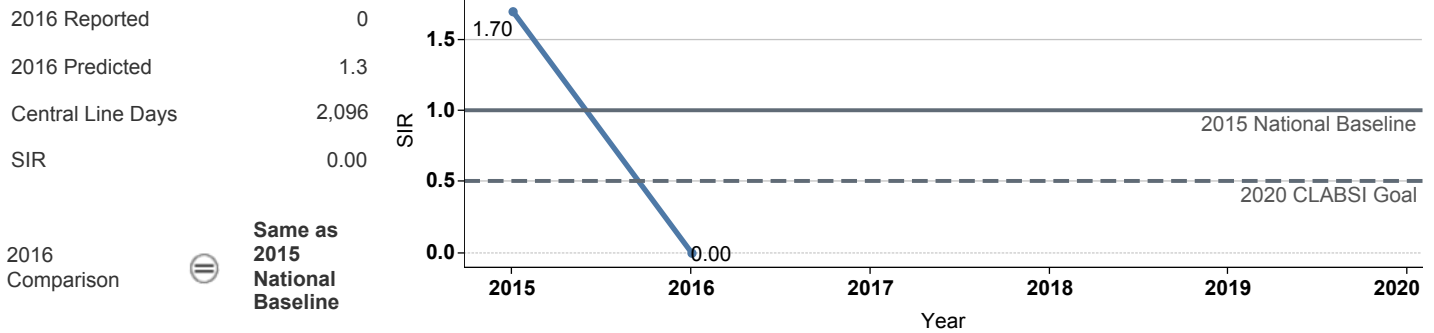
### Hospital Characteristics

County: **Orange**  
 Medical School Affiliation: **No**  
 Hospital Type: **Community, < 125 beds**

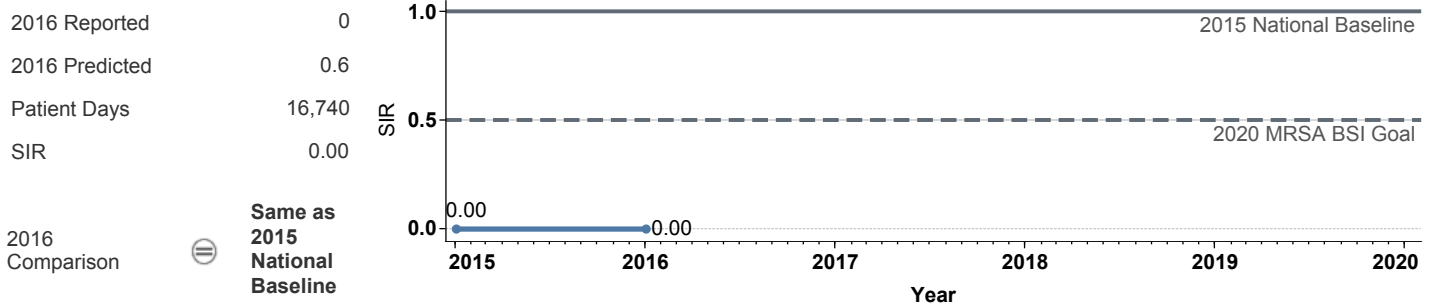
Select by Facility Name  
 Hoag Hospital Irvine

The **blue lines** show this hospital's healthcare-associated infection (HAI) incidence for 2015 and 2016, reported as standardized infection ratios (SIR) when possible. Each result is interpreted as the **⊖ Same**, **★ Better**, or **✖ Worse** than the national or state comparison.

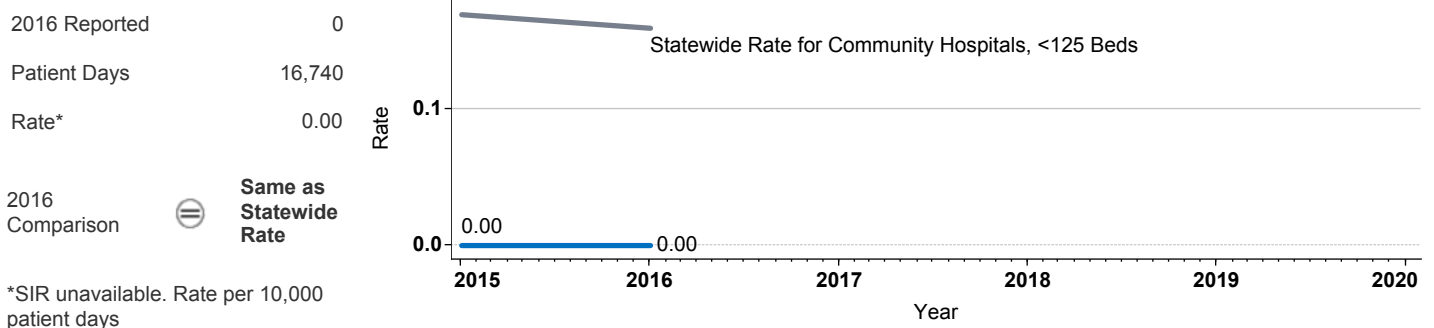
### Central Line Associated Bloodstream Infection (CLABSI)



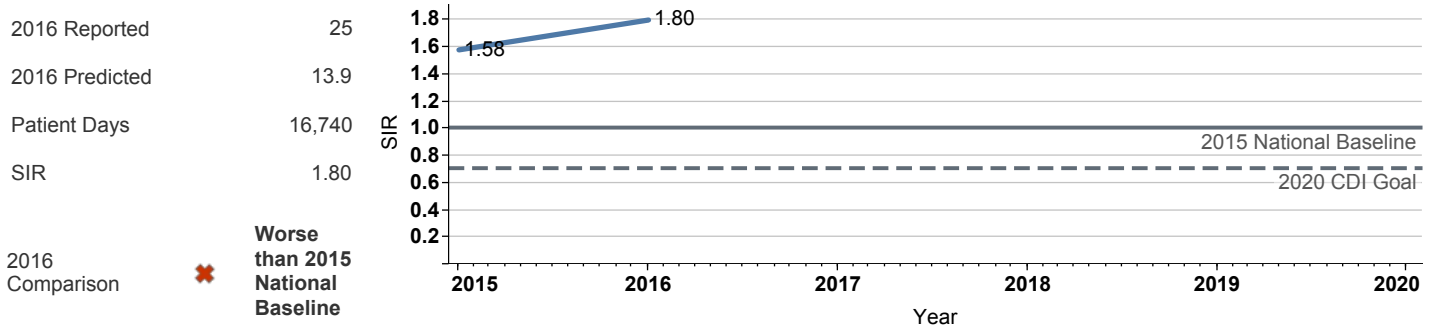
### Methicillin-Resistant *Staphylococcus aureus* Bloodstream Infection (MRSA BSI)



### Vancomycin-Resistant *Enterococcus* Bloodstream Infection (VRE BSI)



### *Clostridium difficile* Infection (CDI)



## Surgical Site Infection (SSI)

Procedure Type	Reported SSI	Predicted SSI	Number of Procedures	SIR	Compared with 2015 National Baseline
Appendix surgery	0	0.4	172	0.00	⊖ Same
Bile duct, liver or pancreatic surgery	0	0.1	5	Not enough procedures to calculate SIR	
Colon surgery	6	1.6	72	3.85	* Worse
Exploratory abdominal surgery (lapar..	2	0.6	124	3.60	⊖ Same
Gallbladder surgery	0	0.4	150	0.00	⊖ Same
Gastric surgery	0	0.1	9	Not enough procedures to calculate SIR	
Hip prosthesis	0	0.1	15	Not enough procedures to calculate SIR	
Hysterectomy, abdominal	0	0.1	33	Not enough procedures to calculate SIR	
Hysterectomy, vaginal	0	0.0	8	Not enough procedures to calculate SIR	
Kidney surgery	0	0.2	50	Not enough procedures to calculate SIR	
Knee prosthesis	0	0.0	4	Not enough procedures to calculate SIR	
Laminectomy	0	0.0	1	Not enough procedures to calculate SIR	
Open reduction of fracture	0	0.1	10	Not enough procedures to calculate SIR	
Ovarian surgery	0	0.0	49	Not enough procedures to calculate SIR	
Pacemaker surgery	0	0.0	10	Not enough procedures to calculate SIR	
Rectal surgery	0	0.3	18	0.00	⊖ Same
Small bowel surgery	1	0.9	48	1.07	⊖ Same
Spinal fusion	0	0.0	1	Not enough procedures to calculate SIR	
Spleen surgery	0	0.0	1	Not enough procedures to calculate SIR	
Thoracic surgery	0	0.1	33	Not enough procedures to calculate SIR	

Data tables available from the California Health and Human Services Open Data Portal: <https://chhs.data.ca.gov/>

Information on interpreting this report: <https://www.cdph.ca.gov/Programs/CHCQ/HAI/Pages/AnnualHAIRports.aspx>