

# Healthcare-Associated Infections Report, 2016



## AHMC Anaheim Regional Medical Center (Anaheim)

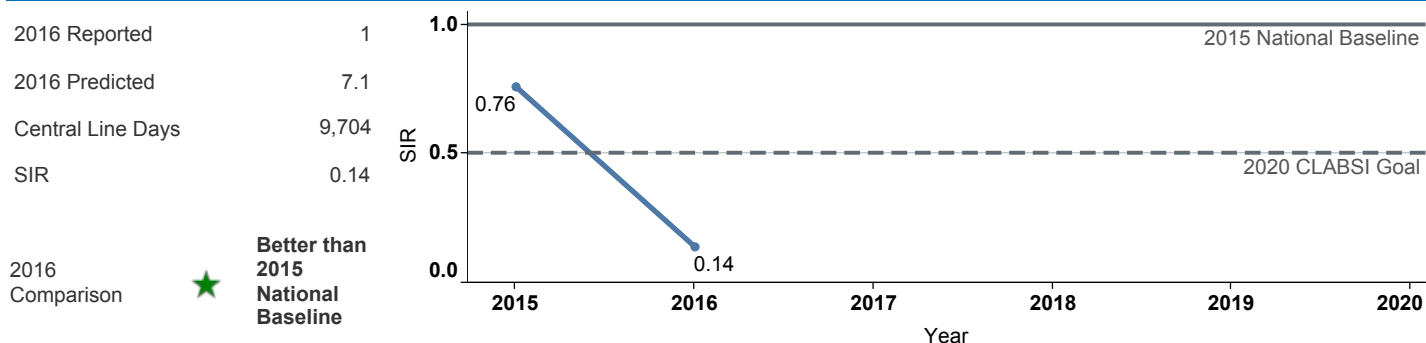
### Hospital Characteristics

County: **Orange** Medical School Affiliation: **Undergraduate** Hospital Type: **Community, 125 – 250 beds**

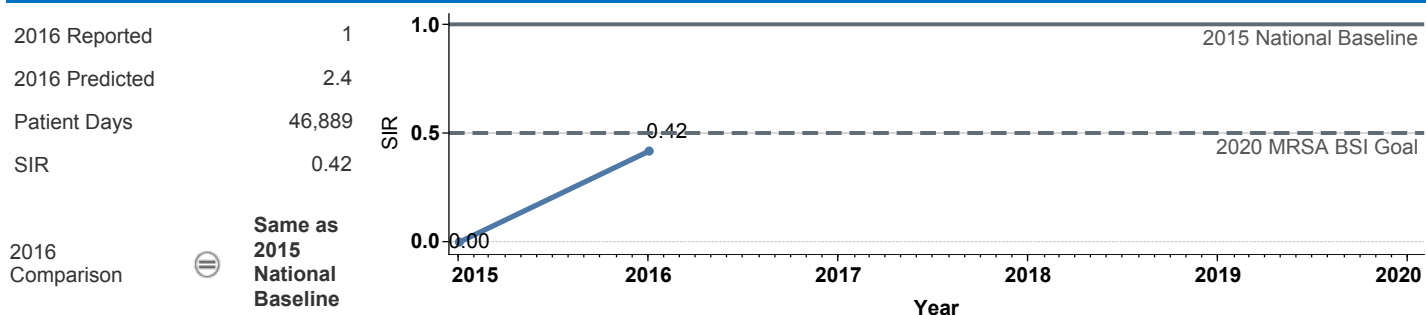
Select by Facility Name: **AHMC Anaheim Regional Med..**

The **blue lines** show this hospital's healthcare-associated infection (HAI) incidence for 2015 and 2016, reported as standardized infection ratios (SIR) when possible. Each result is interpreted as the ☹ Same, ★ Better, or ✖ Worse than the national or state comparison.

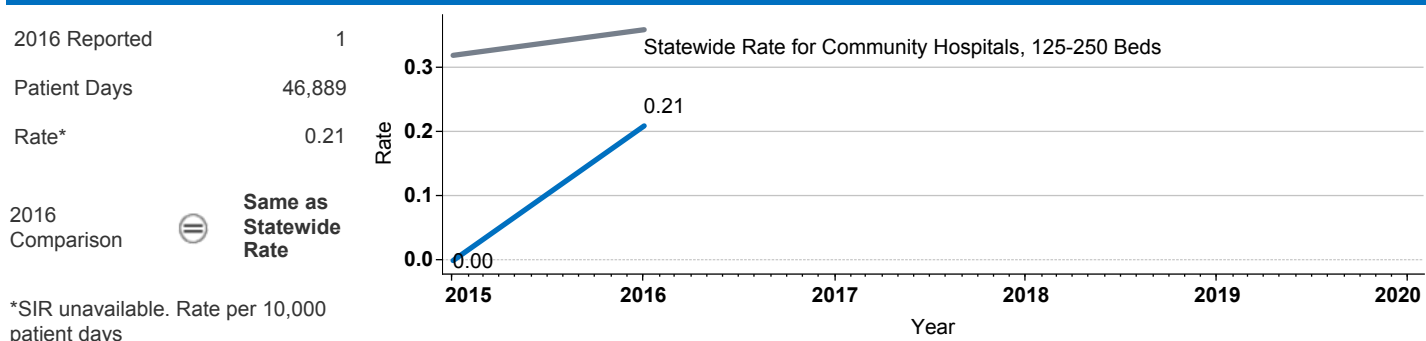
### Central Line Associated Bloodstream Infection (CLABSI)



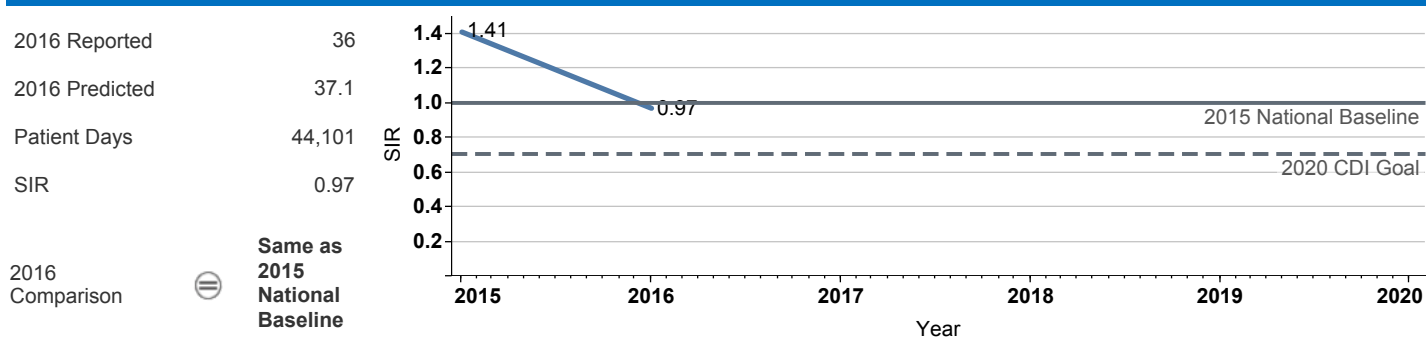
### Methicillin-Resistant *Staphylococcus aureus* Bloodstream Infection (MRSA BSI)



### Vancomycin-Resistant *Enterococcus* Bloodstream Infection (VRE BSI)



### Clostridium difficile Infection (CDI)



## Surgical Site Infection (SSI)

Procedure Type	Reported SSI	Predicted SSI	Number of Procedures	SIR	Compared with 2015 National Baseline
Abdominal aortic aneurysm repair	0	0.1	18	<b>Not enough procedures to calculate SIR</b>	
Appendix surgery	0	0.4	126	<b>0.00</b>	⊖ Same
Cardiac surgery	0	0.1	59	<b>Not enough procedures to calculate SIR</b>	
Cesarean section	0	0.3	355	<b>0.00</b>	⊖ Same
Colon surgery	0	1.5	63	<b>0.00</b>	⊖ Same
Coronary bypass, chest and donor in..	2	0.5	123	<b>3.67</b>	⊖ Same
Exploratory abdominal surgery (lapar..	1	0.7	116	<b>1.47</b>	⊖ Same
Gallbladder surgery	0	0.7	255	<b>0.00</b>	⊖ Same
Gastric surgery	0	0.1	8	<b>Not enough procedures to calculate SIR</b>	
Hip prosthesis	0	0.3	54	<b>0.00</b>	⊖ Same
Hysterectomy, abdominal	0	0.6	109	<b>0.00</b>	⊖ Same
Hysterectomy, vaginal	0	0.1	19	<b>Not enough procedures to calculate SIR</b>	
Kidney surgery	0	0.1	29	<b>Not enough procedures to calculate SIR</b>	
Knee prosthesis	1	0.6	98	<b>1.70</b>	⊖ Same
Laminectomy	0	0.5	167	<b>0.00</b>	⊖ Same
Open reduction of fracture	0	0.5	98	<b>0.00</b>	⊖ Same
Ovarian surgery	0	0.1	148	<b>Not enough procedures to calculate SIR</b>	
Pacemaker surgery	0	0.7	388	<b>0.00</b>	⊖ Same
Rectal surgery	0	0.0	5	<b>Not enough procedures to calculate SIR</b>	
Small bowel surgery	0	0.6	32	<b>0.00</b>	⊖ Same
Spinal fusion	0	0.3	71	<b>0.00</b>	⊖ Same
Spleen surgery	0	0.0	1	<b>Not enough procedures to calculate SIR</b>	
Thoracic surgery	0	0.2	81	<b>Not enough procedures to calculate SIR</b>	

Data tables available from the California Health and Human Services Open Data Portal: <https://chhs.data.ca.gov/>

Information on interpreting this report: <https://www.cdph.ca.gov/Programs/CHCQ/HAH/Pages/AnnualHAIRReports.aspx>