

Healthcare-Associated Infections Report, 2016



St. Helena Hospital (Saint Helena)

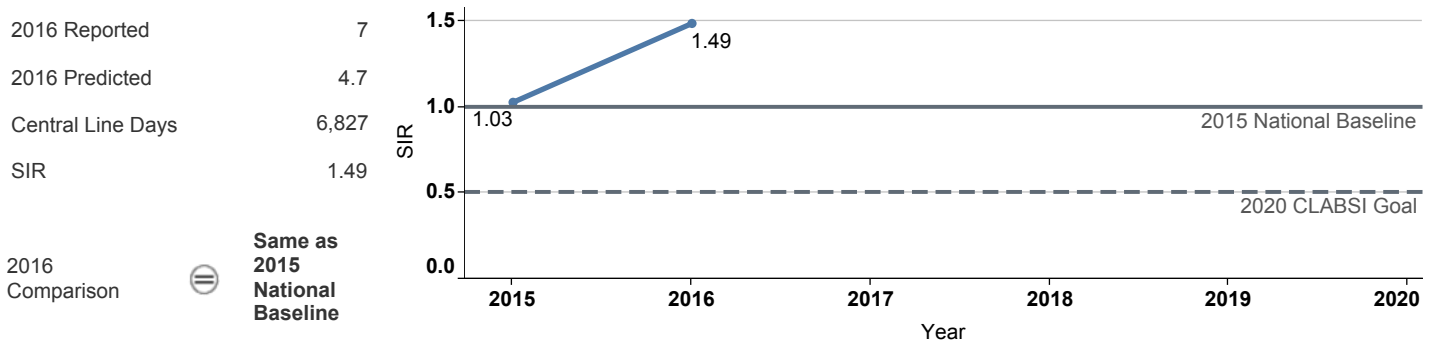
Hospital Characteristics

County: **Napa** Medical School Affiliation: **No** Hospital Type: **Community, 125 – 250 beds**

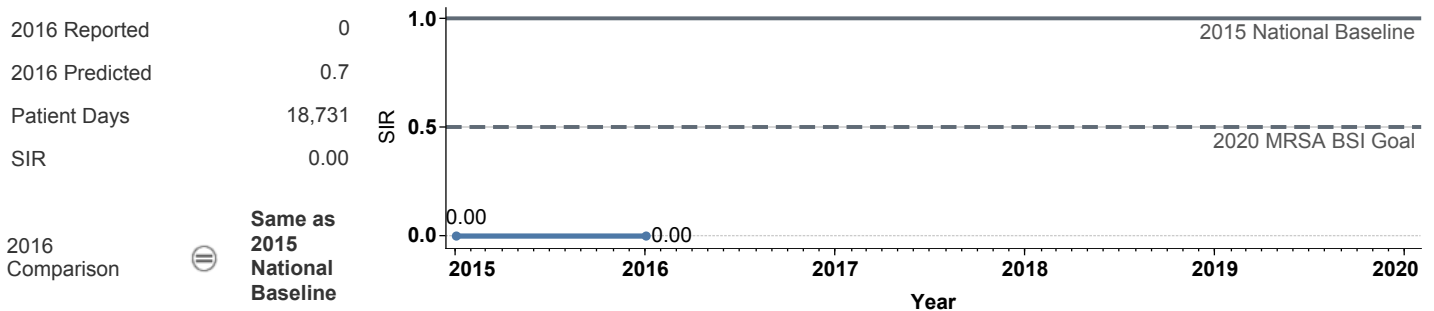
Select by Facility Name: **St. Helena Hospital**

The **blue lines** show this hospital's healthcare-associated infection (HAI) incidence for 2015 and 2016, reported as standardized infection ratios (SIR) when possible. Each result is interpreted as the **⊖ Same**, **★ Better**, or **✘ Worse** than the national or state comparison.

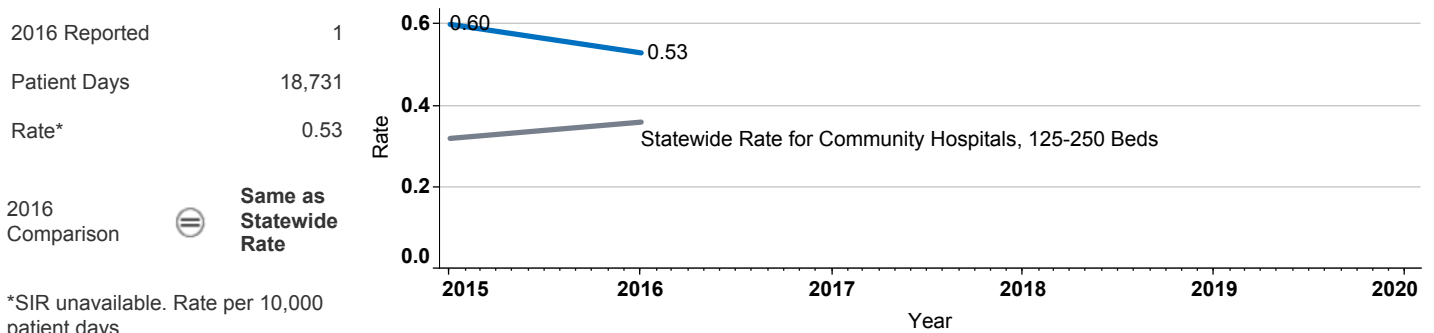
Central Line Associated Bloodstream Infection (CLABSI)



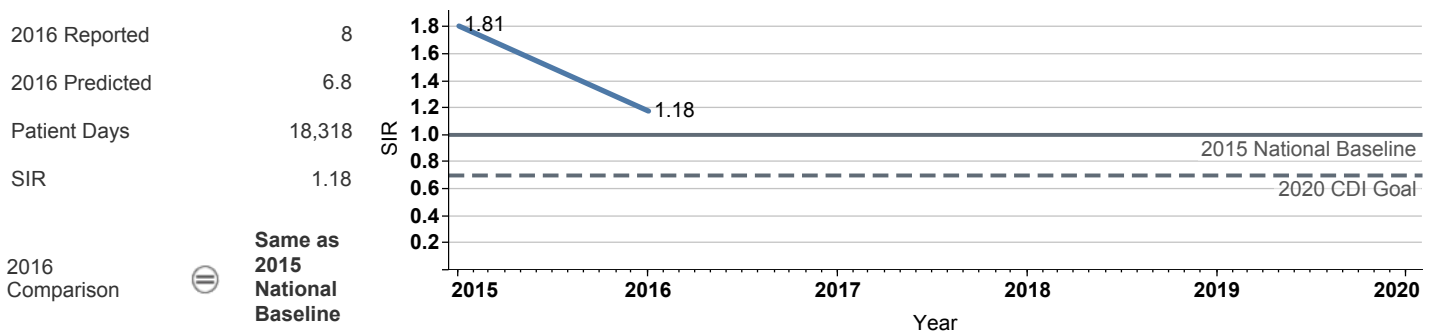
Methicillin-Resistant *Staphylococcus aureus* Bloodstream Infection (MRSA BSI)



Vancomycin-Resistant *Enterococcus* Bloodstream Infection (VRE BSI)



Clostridium difficile Infection (CDI)



Surgical Site Infection (SSI)

Procedure Type	Reported SSI	Predicted SSI	Number of Procedures	SIR	Compared with 2015 National Baseline
Appendix surgery	0	0.1	22	Not enough procedures to calculate SIR	
Bile duct, liver or pancreatic surgery	0	0.4	19	0.00	☹ Same
Cardiac surgery	0	0.3	100	0.00	☹ Same
Cesarean section	0	0.1	72	Not enough procedures to calculate SIR	
Colon surgery	2	1.1	36	1.85	☹ Same
Coronary bypass, chest and donor in..	1	0.8	101	1.33	☹ Same
Coronary bypass, chest incision only	0	0.0	8	Not enough procedures to calculate SIR	
Exploratory abdominal surgery (lapar..	0	0.2	47	0.00	☹ Same
Gallbladder surgery	0	0.1	28	Not enough procedures to calculate SIR	
Gastric surgery	0	0.4	50	0.00	☹ Same
Hip prosthesis	5	0.9	344	5.55	✖ Worse
Hysterectomy, abdominal	0	0.0	1	Not enough procedures to calculate SIR	
Hysterectomy, vaginal	0	0.0	2	Not enough procedures to calculate SIR	
Kidney surgery	0	0.0	1	Not enough procedures to calculate SIR	
Knee prosthesis	4	1.5	778	2.61	☹ Same
Laminectomy	0	0.1	36	Not enough procedures to calculate SIR	
Open reduction of fracture	0	0.1	17	Not enough procedures to calculate SIR	
Ovarian surgery	0	0.0	15	Not enough procedures to calculate SIR	
Pacemaker surgery	0	0.2	99	Not enough procedures to calculate SIR	
Rectal surgery	0	0.2	10	Not enough procedures to calculate SIR	
Small bowel surgery	0	0.5	26	0.00	☹ Same
Spleen surgery	0	0.0	2	Not enough procedures to calculate SIR	
Thoracic surgery	0	0.3	113	0.00	☹ Same

Data tables available from the California Health and Human Services Open Data Portal: <https://chhs.data.ca.gov/>

Information on interpreting this report: <https://www.cdph.ca.gov/Programs/CHCQ/HAI/Pages/AnnualHAIRports.aspx>