

# Healthcare-Associated Infections Report, 2016



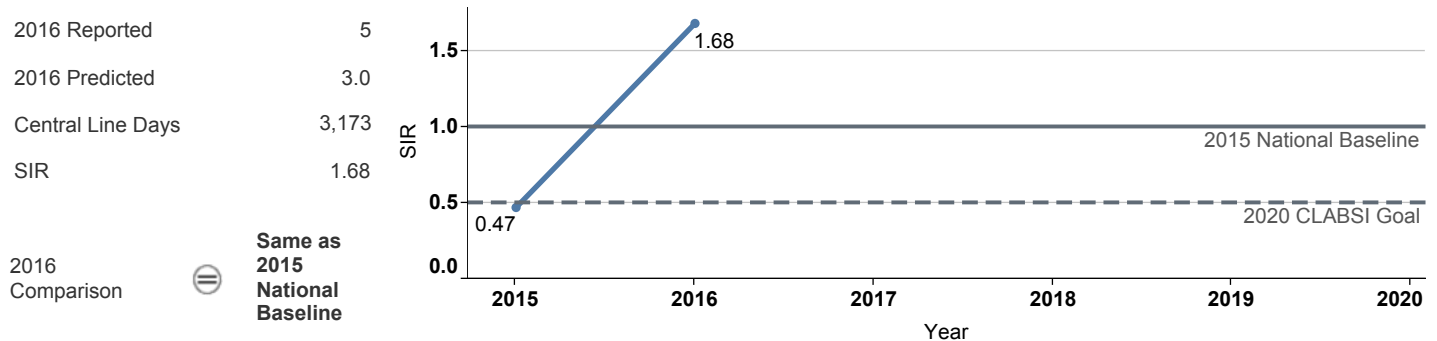
## Natividad Medical Center (Salinas)

### Hospital Characteristics

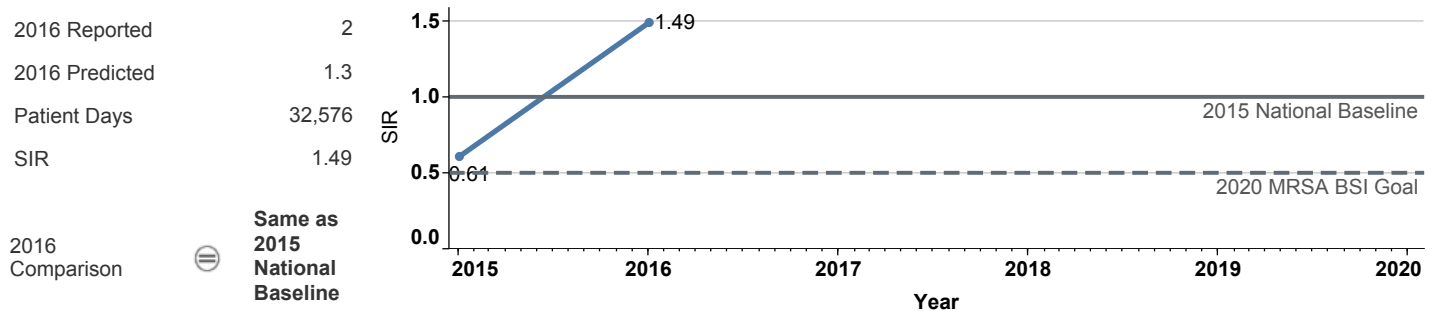
County	Medical School Affiliation	Hospital Type	Select by Facility Name
Monterey	Major	Major Teaching	Natividad Medical Center

The **blue lines** show this hospital's healthcare-associated infection (HAI) incidence for 2015 and 2016, reported as standardized infection ratios (SIR) when possible. Each result is interpreted as the **⊖ Same**, **★ Better**, or **✘ Worse** than the national or state comparison.

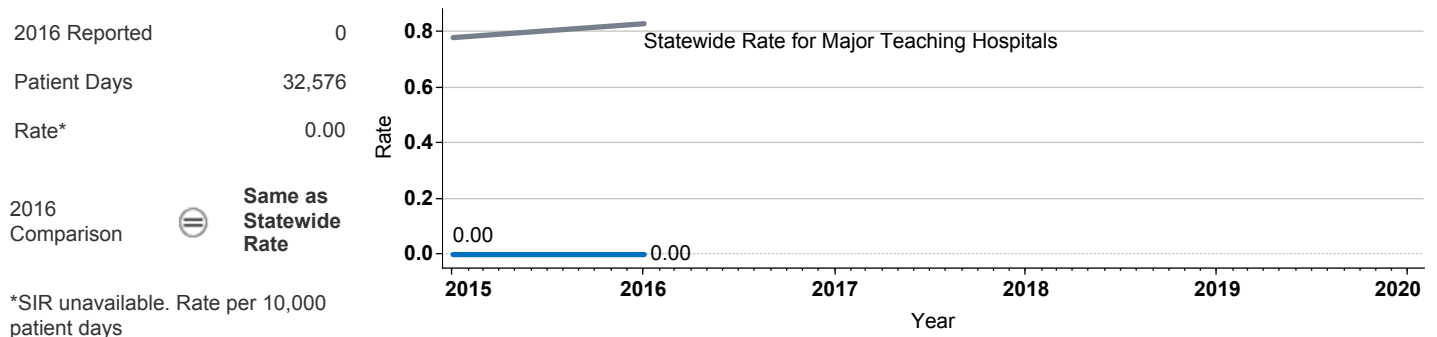
### Central Line Associated Bloodstream Infection (CLABSI)



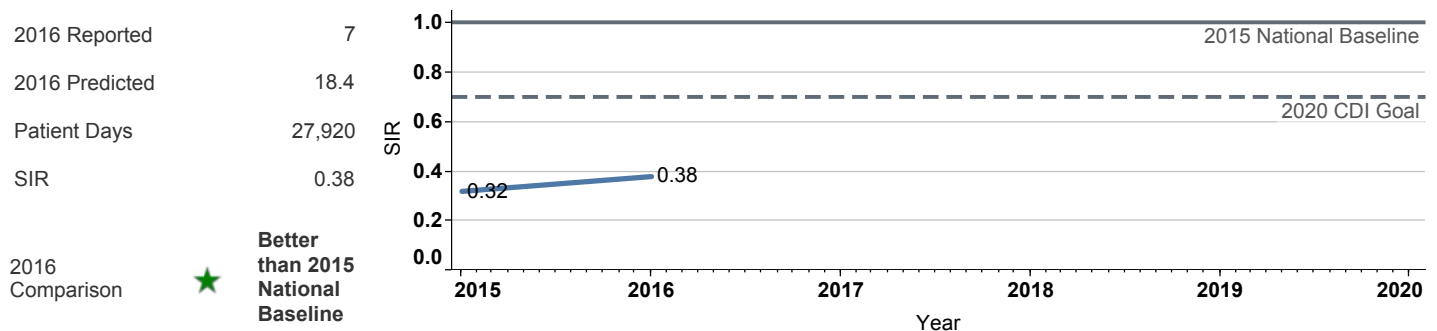
### Methicillin-Resistant *Staphylococcus aureus* Bloodstream Infection (MRSA BSI)



### Vancomycin-Resistant *Enterococcus* Bloodstream Infection (VRE BSI)



### Clostridium difficile Infection (CDI)



## Surgical Site Infection (SSI)

Procedure Type	Reported SSI	Predicted SSI	Number of Procedures	SIR	Compared with 2015 National Baseline
Appendix surgery	0	0.3	117	0.00	⊖ Same
Bile duct, liver or pancreatic surgery	0	0.3	18	0.00	⊖ Same
Cesarean section	2	2.2	615	0.90	⊖ Same
Colon surgery	3	1.8	58	1.64	⊖ Same
Exploratory abdominal surgery (lapar..	2	1.1	113	1.82	⊖ Same
Gallbladder surgery	0	0.3	198	0.00	⊖ Same
Gastric surgery	0	0.4	78	0.00	⊖ Same
Hip prosthesis	0	0.2	32	<b>Not enough procedures to calculate SIR</b>	
Hysterectomy, abdominal	0	0.3	30	0.00	⊖ Same
Hysterectomy, vaginal	0	0.1	20	<b>Not enough procedures to calculate SIR</b>	
Kidney surgery	0	0.0	13	<b>Not enough procedures to calculate SIR</b>	
Knee prosthesis	0	0.2	47	<b>Not enough procedures to calculate SIR</b>	
Laminectomy	0	0.1	39	<b>Not enough procedures to calculate SIR</b>	
Open reduction of fracture	1	1.4	167	0.71	⊖ Same
Ovarian surgery	0	0.0	49	<b>Not enough procedures to calculate SIR</b>	
Rectal surgery	0	0.2	10	<b>Not enough procedures to calculate SIR</b>	
Small bowel surgery	0	1.1	56	0.00	⊖ Same
Spinal fusion	0	0.4	39	0.00	⊖ Same
Spleen surgery	0	0.1	12	<b>Not enough procedures to calculate SIR</b>	
Thoracic surgery	1	0.1	34	<b>Not enough procedures to calculate SIR</b>	

Data tables available from the California Health and Human Services Open Data Portal: <https://chhs.data.ca.gov/>

Information on interpreting this report: <https://www.cdph.ca.gov/Programs/CHCQ/HAI/Pages/AnnualHAIRepor...>