

Healthcare-Associated Infections Report, 2016



Ukiah Valley Medical Center (Ukiah)

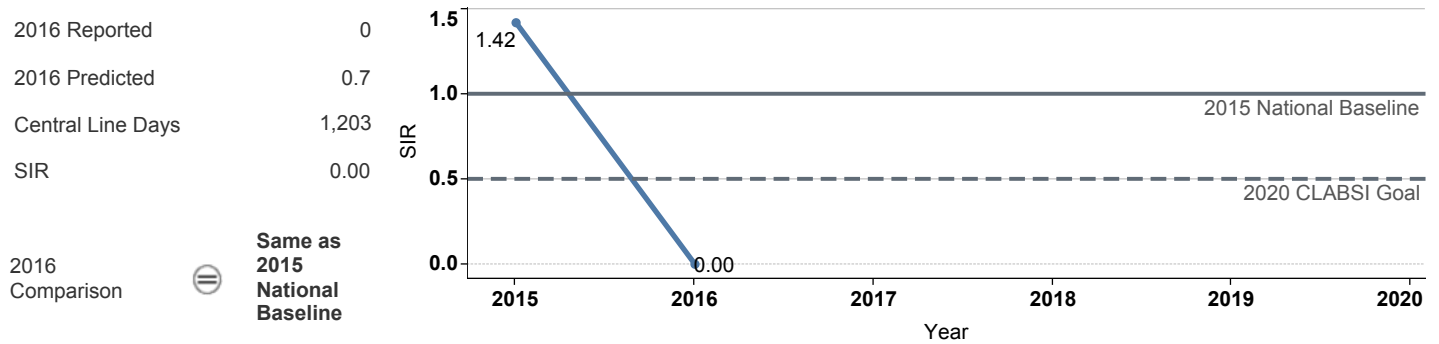
Hospital Characteristics

County: **Mendocino** Medical School Affiliation: **No** Hospital Type: **Community, < 125 beds**

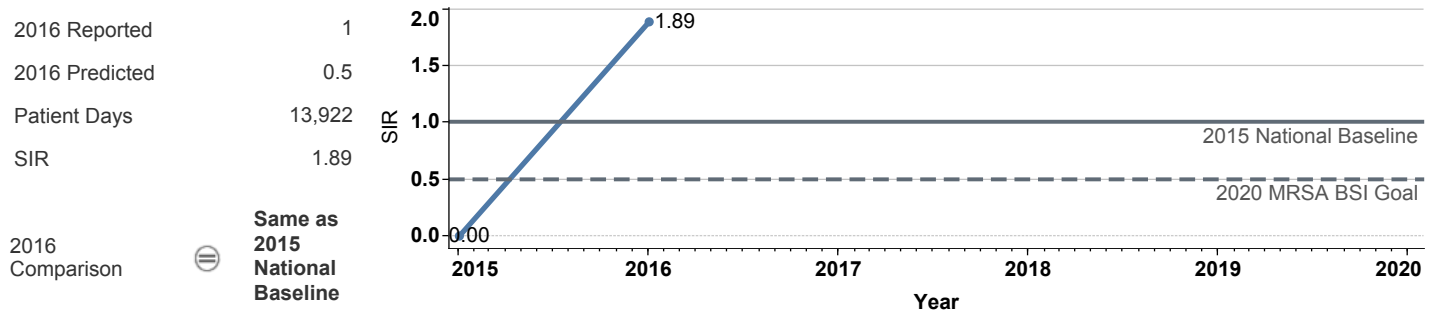
Select by Facility Name: **Ukiah Valley Medical Center**

The **blue lines** show this hospital's healthcare-associated infection (HAI) incidence for 2015 and 2016, reported as standardized infection ratios (SIR) when possible. Each result is interpreted as the **⊖ Same**, **★ Better**, or **✘ Worse** than the national or state comparison.

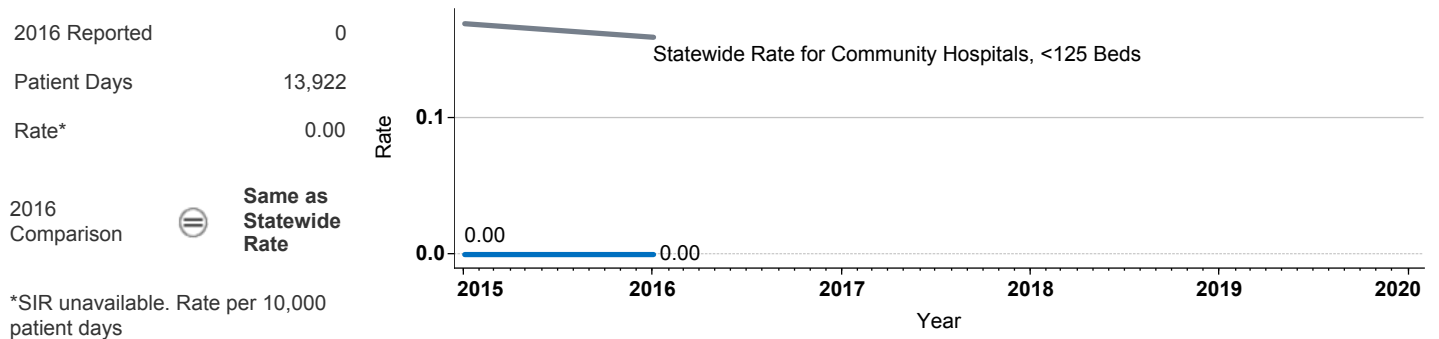
Central Line Associated Bloodstream Infection (CLABSI)



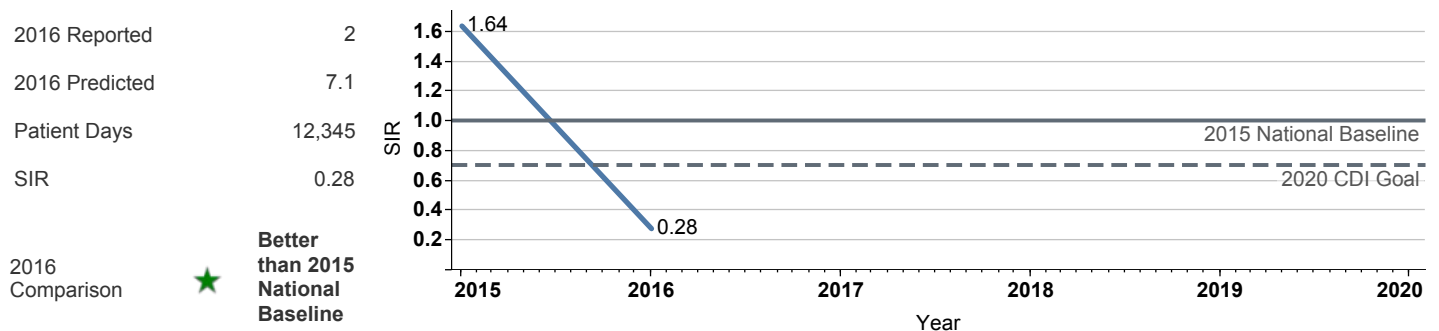
Methicillin-Resistant *Staphylococcus aureus* Bloodstream Infection (MRSA BSI)



Vancomycin-Resistant *Enterococcus* Bloodstream Infection (VRE BSI)



Clostridium difficile Infection (CDI)



Surgical Site Infection (SSI)

Procedure Type	Reported SSI	Predicted SSI	Number of Procedures	SIR	Compared with 2015 National Baseline
Appendix surgery	0	0.2	55	Not enough procedures to calculate SIR	
Bile duct, liver or pancreatic surgery	0	0.1	12	Not enough procedures to calculate SIR	
Cesarean section	0	0.1	191	Not enough procedures to calculate SIR	
Colon surgery	1	0.8	54	1.30	⊖ Same
Exploratory abdominal surgery (lapar..	0	0.3	79	0.00	⊖ Same
Gallbladder surgery	0	0.2	85	Not enough procedures to calculate SIR	
Gastric surgery	1	0.1	35	Not enough procedures to calculate SIR	
Hip prosthesis	0	0.4	46	0.00	⊖ Same
Hysterectomy, abdominal	0	0.1	17	Not enough procedures to calculate SIR	
Hysterectomy, vaginal	0	0.1	21	Not enough procedures to calculate SIR	
Kidney surgery	0	0.0	3	Not enough procedures to calculate SIR	
Knee prosthesis	1	0.2	54	4.48	⊖ Same
Open reduction of fracture	0	0.2	29	Not enough procedures to calculate SIR	
Ovarian surgery	0	0.0	24	Not enough procedures to calculate SIR	
Pacemaker surgery	0	0.0	17	Not enough procedures to calculate SIR	
Rectal surgery	0	0.1	5	Not enough procedures to calculate SIR	
Small bowel surgery	0	0.3	15	0.00	⊖ Same
Spleen surgery	0	0.0	3	Not enough procedures to calculate SIR	
Thoracic surgery	0	0.1	38	Not enough procedures to calculate SIR	

Data tables available from the California Health and Human Services Open Data Portal: <https://chhs.data.ca.gov/>

Information on interpreting this report: <https://www.cdph.ca.gov/Programs/CHCQ/HAI/Pages/AnnualHAIReports.aspx>