

Healthcare-Associated Infections Report, 2016



Marin General Hospital (Greenbrae)

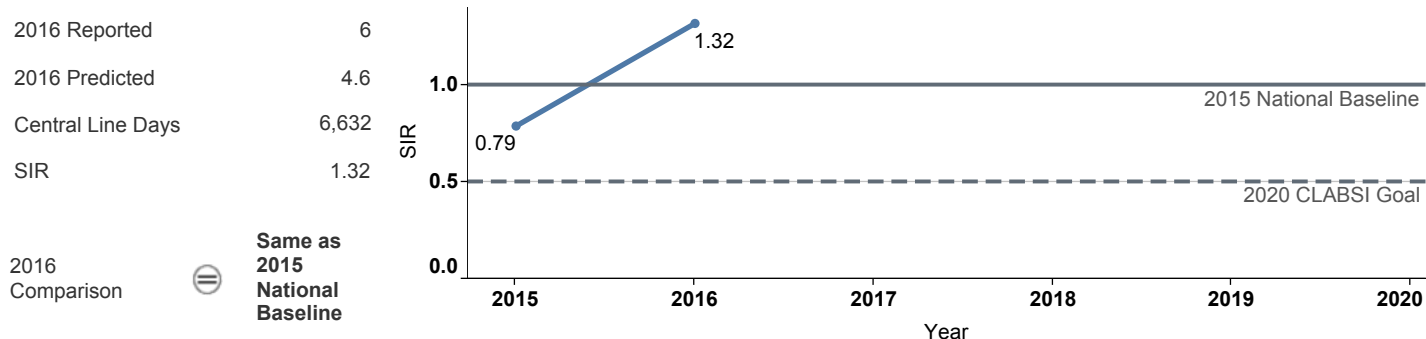
Hospital Characteristics

County: **Marin** Medical School Affiliation: **No** Hospital Type: **Community, 125 – 250 beds**

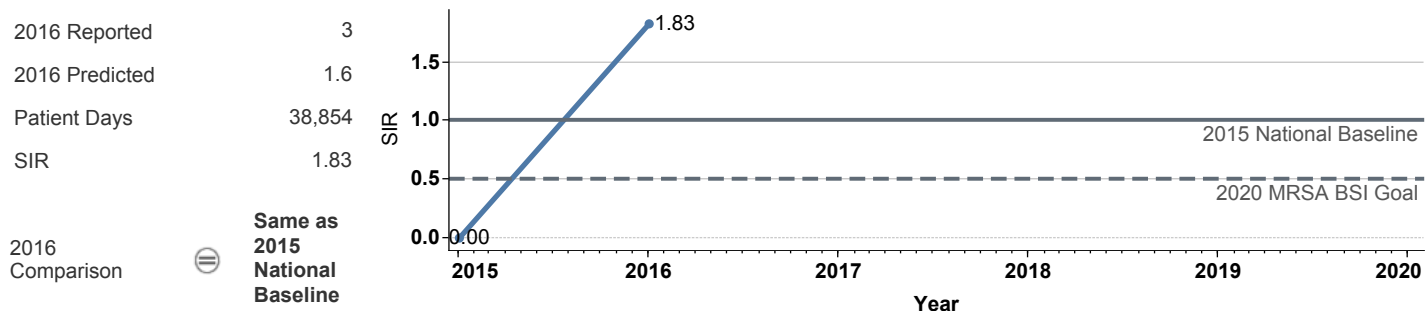
Select by Facility Name: **Marin General Hospital**

The **blue lines** show this hospital's healthcare-associated infection (HAI) incidence for 2015 and 2016, reported as standardized infection ratios (SIR) when possible. Each result is interpreted as the **⊖ Same**, **★ Better**, or **✘ Worse** than the national or state comparison.

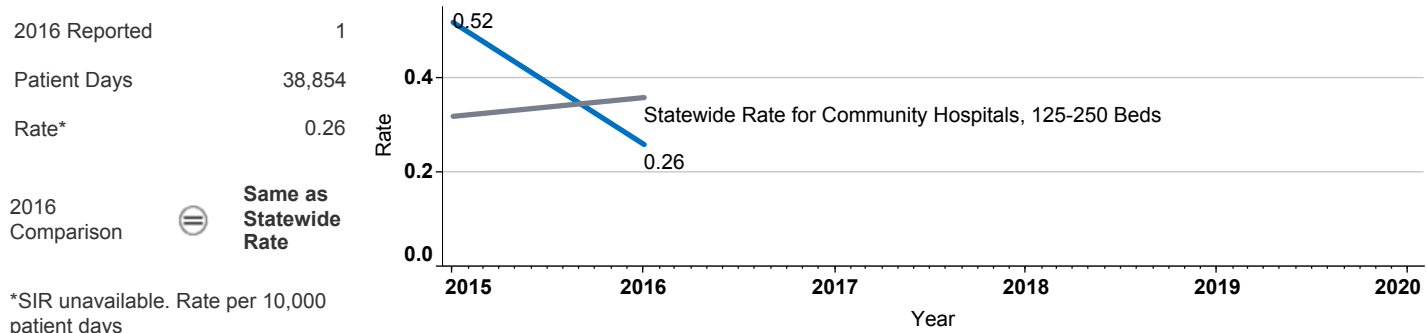
Central Line Associated Bloodstream Infection (CLABSI)



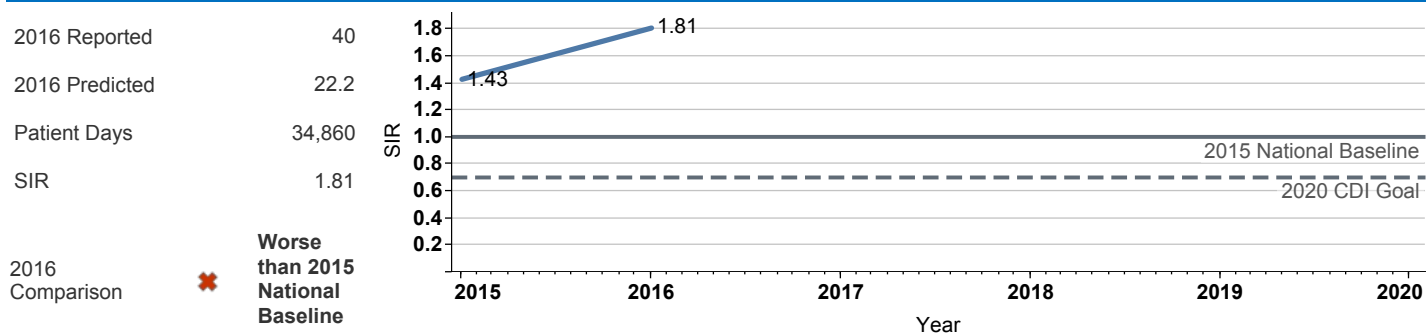
Methicillin-Resistant *Staphylococcus aureus* Bloodstream Infection (MRSA BSI)



Vancomycin-Resistant *Enterococcus* Bloodstream Infection (VRE BSI)



Clostridium difficile Infection (CDI)



Surgical Site Infection (SSI)

| Procedure Type | Reported SSI | Predicted SSI | Number of Procedures | SIR | Compared with 2015 National Baseline |
|--|--------------|---------------|----------------------|--|--------------------------------------|
| Abdominal aortic aneurysm repair | 0 | 0.0 | 1 | Not enough procedures to calculate SIR | |
| Appendix surgery | 0 | 0.1 | 32 | Not enough procedures to calculate SIR | |
| Bile duct, liver or pancreatic surgery | 0 | 0.1 | 4 | Not enough procedures to calculate SIR | |
| Cardiac surgery | 0 | 0.1 | 27 | Not enough procedures to calculate SIR | |
| Cesarean section | 0 | 0.2 | 277 | Not enough procedures to calculate SIR | |
| Colon surgery | 2 | 0.4 | 27 | 4.46 | ⊖ Same |
| Coronary bypass, chest and donor in.. | 0 | 0.1 | 26 | Not enough procedures to calculate SIR | |
| Coronary bypass, chest incision only | 0 | 0.0 | 6 | Not enough procedures to calculate SIR | |
| Exploratory abdominal surgery (lapar.. | 0 | 0.4 | 43 | 0.00 | ⊖ Same |
| Gallbladder surgery | 1 | 0.2 | 63 | 4.33 | ⊖ Same |
| Gastric surgery | 0 | 0.0 | 2 | Not enough procedures to calculate SIR | |
| Hip prosthesis | 0 | 0.7 | 185 | 0.00 | ⊖ Same |
| Hysterectomy, abdominal | 0 | 0.1 | 19 | Not enough procedures to calculate SIR | |
| Hysterectomy, vaginal | 0 | 0.0 | 5 | Not enough procedures to calculate SIR | |
| Kidney surgery | 0 | 0.1 | 28 | Not enough procedures to calculate SIR | |
| Knee prosthesis | 2 | 0.4 | 144 | 4.83 | ⊖ Same |
| Laminectomy | 1 | 0.4 | 160 | 2.31 | ⊖ Same |
| Open reduction of fracture | 1 | 0.5 | 85 | 2.02 | ⊖ Same |
| Ovarian surgery | 0 | 0.0 | 25 | Not enough procedures to calculate SIR | |
| Pacemaker surgery | 1 | 0.1 | 35 | Not enough procedures to calculate SIR | |
| Rectal surgery | 0 | 0.1 | 4 | Not enough procedures to calculate SIR | |
| Small bowel surgery | 0 | 0.3 | 18 | 0.00 | ⊖ Same |
| Spinal fusion | 0 | 1.1 | 198 | 0.00 | ⊖ Same |
| Spleen surgery | 0 | 0.0 | 1 | Not enough procedures to calculate SIR | |
| Thoracic surgery | 0 | 0.0 | 16 | Not enough procedures to calculate SIR | |

Data tables available from the California Health and Human Services Open Data Portal: <https://chhs.data.ca.gov/>

Information on interpreting this report: <https://www.cdph.ca.gov/Programs/CHCQ/HAH/Pages/AnnualHAIRReports.aspx>