

Healthcare-Associated Infections Report, 2016



Kaiser Foundation Hospital, San Rafael (San Rafael)

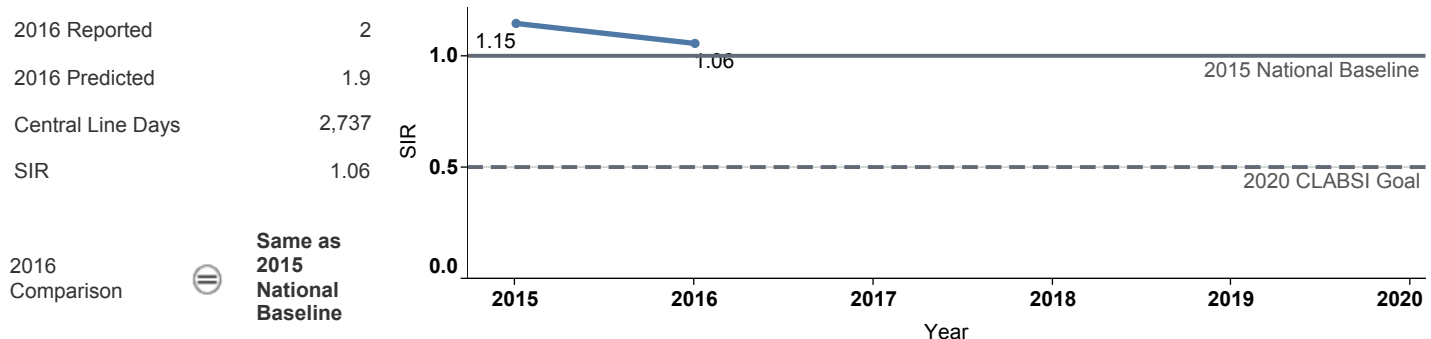
Hospital Characteristics

County: **Marin** Medical School Affiliation: **No** Hospital Type: **Community, < 125 beds**

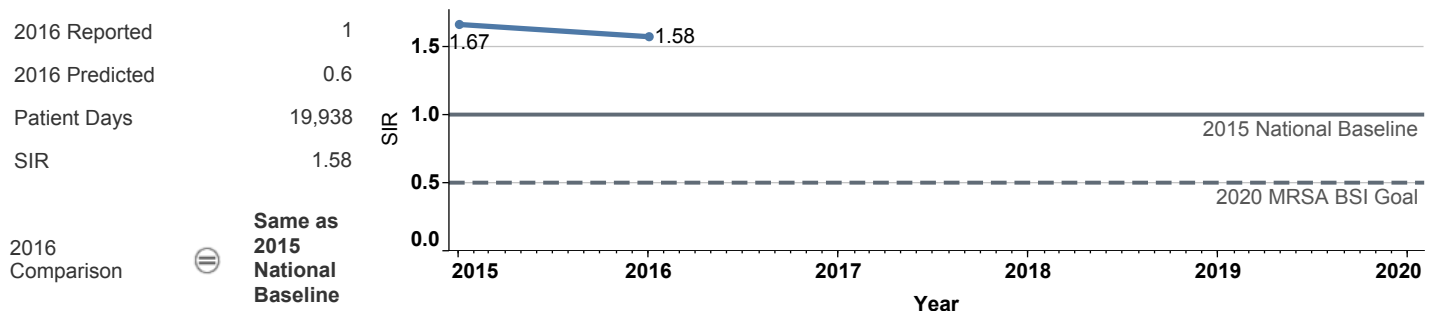
Select by Facility Name
Kaiser Foundation Hospital, S..

The **blue lines** show this hospital's healthcare-associated infection (HAI) incidence for 2015 and 2016, reported as standardized infection ratios (SIR) when possible. Each result is interpreted as the **⊖ Same**, **★ Better**, or **✖ Worse** than the national or state comparison.

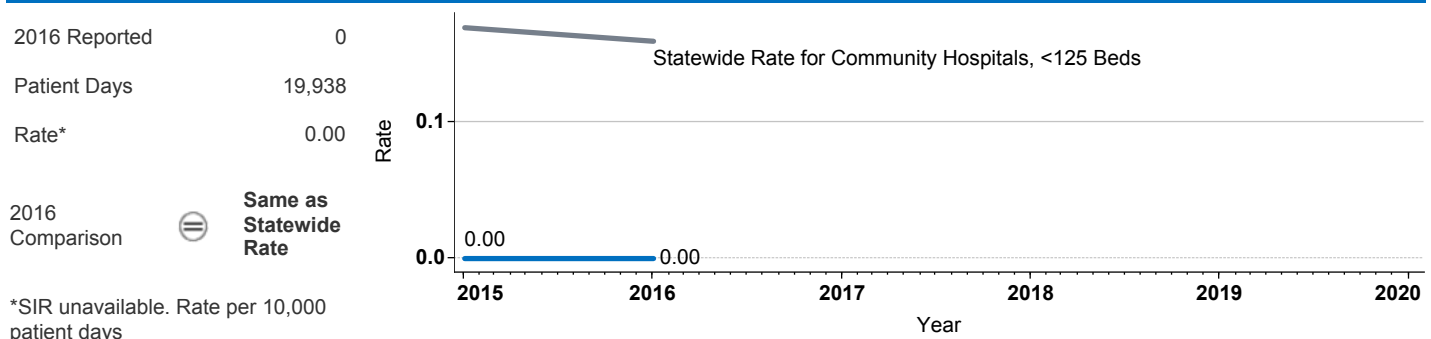
Central Line Associated Bloodstream Infection (CLABSI)



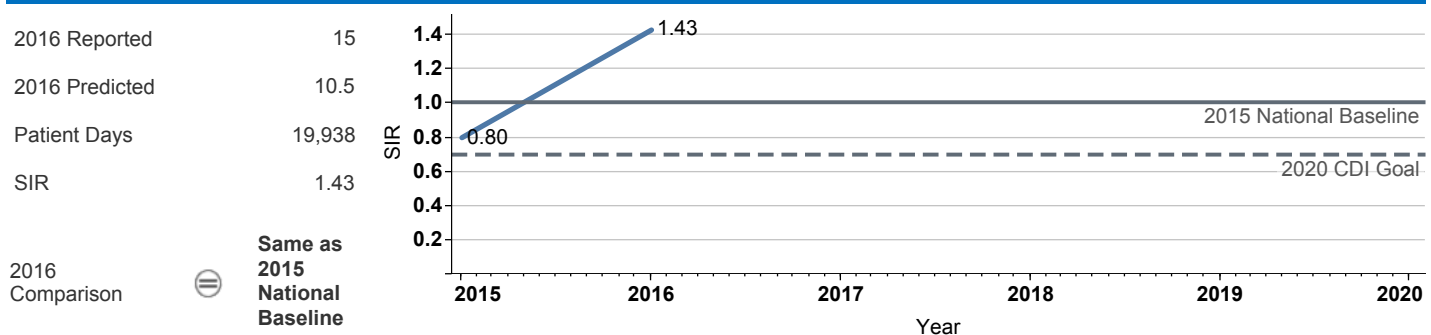
Methicillin-Resistant *Staphylococcus aureus* Bloodstream Infection (MRSA BSI)



Vancomycin-Resistant *Enterococcus* Bloodstream Infection (VRE BSI)



Clostridium difficile Infection (CDI)



Surgical Site Infection (SSI)

Procedure Type	Reported SSI	Predicted SSI	Number of Procedures	SIR	Compared with 2015 National Baseline
Appendix surgery	0	0.3	79	0.00	⊖ Same
Bile duct, liver or pancreatic surgery	0	0.0	1	Not enough procedures to calculate SIR	
Colon surgery	1	1.8	95	0.56	⊖ Same
Coronary bypass, chest incision only	0	0.0	1	Not enough procedures to calculate SIR	
Exploratory abdominal surgery (lapar..	0	0.5	103	0.00	⊖ Same
Gallbladder surgery	0	0.3	77	0.00	⊖ Same
Gastric surgery	0	0.1	4	Not enough procedures to calculate SIR	
Hip prosthesis	1	0.9	264	1.06	⊖ Same
Hysterectomy, abdominal	0	0.1	10	Not enough procedures to calculate SIR	
Hysterectomy, vaginal	0	0.0	8	Not enough procedures to calculate SIR	
Kidney surgery	0	0.0	13	Not enough procedures to calculate SIR	
Knee prosthesis	0	0.9	344	0.00	⊖ Same
Open reduction of fracture	0	0.4	81	0.00	⊖ Same
Ovarian surgery	0	0.0	14	Not enough procedures to calculate SIR	
Pacemaker surgery	0	0.0	10	Not enough procedures to calculate SIR	
Small bowel surgery	0	0.7	36	0.00	⊖ Same
Spleen surgery	0	0.0	3	Not enough procedures to calculate SIR	
Thoracic surgery	0	0.0	6	Not enough procedures to calculate SIR	

Data tables available from the California Health and Human Services Open Data Portal: <https://chhs.data.ca.gov/>

Information on interpreting this report: <https://www.cdph.ca.gov/Programs/CHCQ/HAH/Pages/AnnualHAIRReports.aspx>