

# Healthcare-Associated Infections Report, 2016



## Whittier Hospital Medical Center (Whittier)

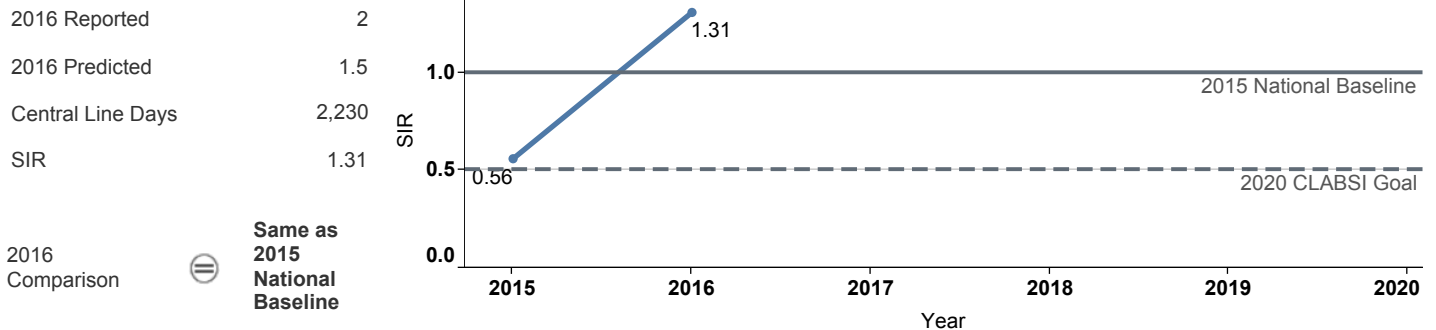
### Hospital Characteristics

County: **Los Angeles** Medical School Affiliation: **No** Hospital Type: **Community, 125 – 250 beds**

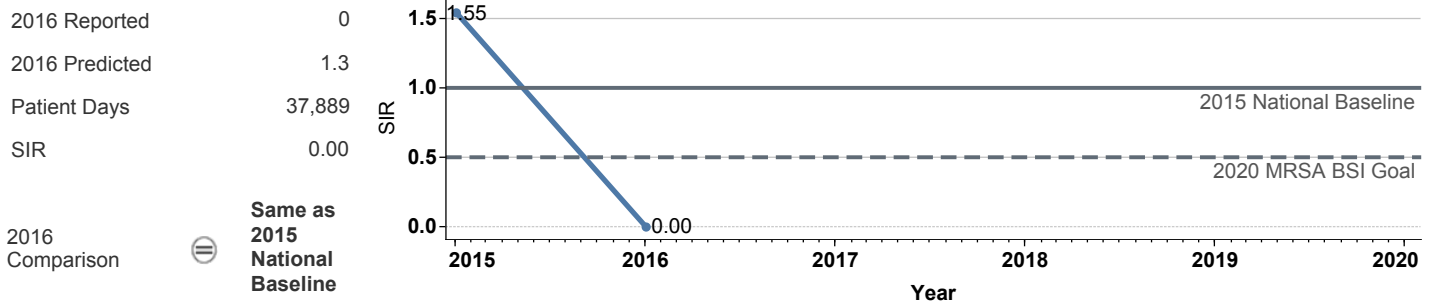
Select by Facility Name: **Whittier Hospital Medical Cent..**

The **blue lines** show this hospital's healthcare-associated infection (HAI) incidence for 2015 and 2016, reported as standardized infection ratios (SIR) when possible. Each result is interpreted as the **⊖ Same**, **★ Better**, or **✘ Worse** than the national or state comparison.

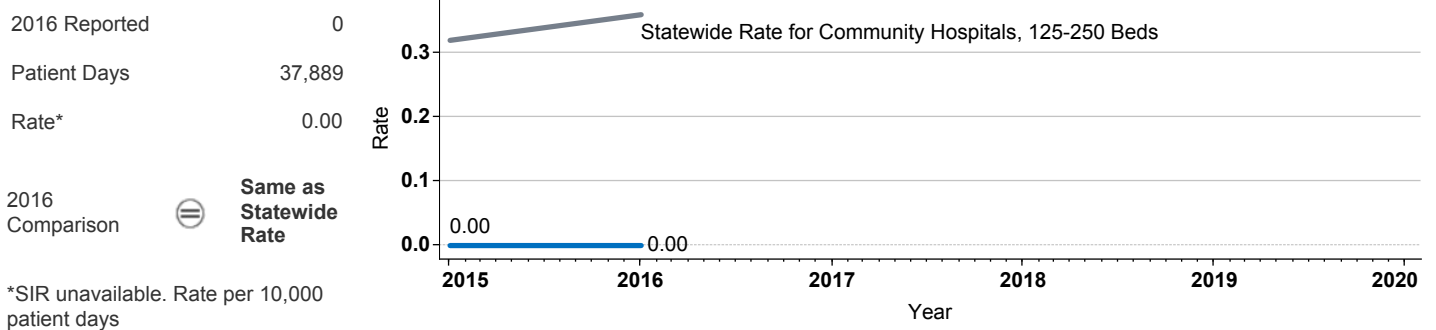
### Central Line Associated Bloodstream Infection (CLABSI)



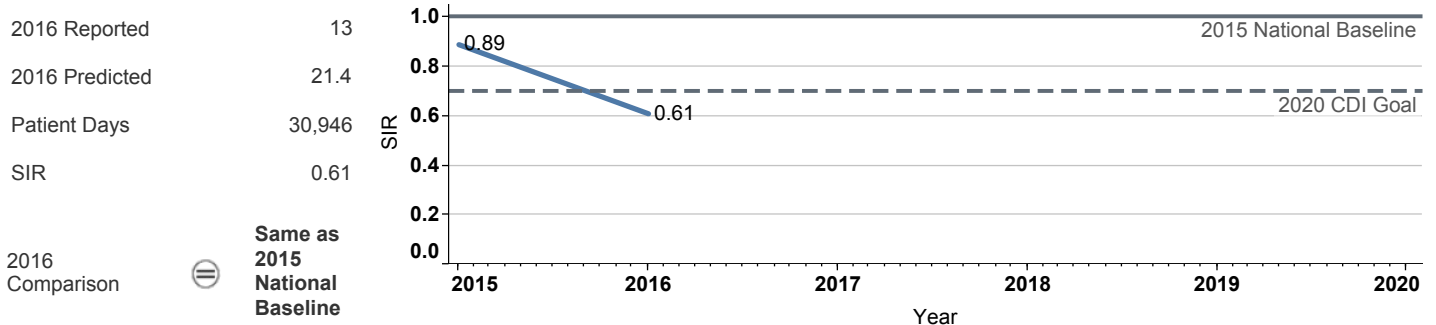
### Methicillin-Resistant *Staphylococcus aureus* Bloodstream Infection (MRSA BSI)



### Vancomycin-Resistant *Enterococcus* Bloodstream Infection (VRE BSI)



### Clostridium difficile Infection (CDI)



## Surgical Site Infection (SSI)

Procedure Type	Reported SSI	Predicted SSI	Number of Procedures	SIR	Compared with 2015 National Baseline
Appendix surgery	1	0.2	94	4.70	⊖ Same
Bile duct, liver or pancreatic surgery	0	0.0	1	Not enough procedures to calculate SIR	
Cardiac surgery	0	0.0	2	Not enough procedures to calculate SIR	
Cesarean section	0	1.3	1,267	0.00	⊖ Same
Colon surgery	0	0.9	46	0.00	⊖ Same
Exploratory abdominal surgery (lapar..	0	0.7	141	0.00	⊖ Same
Gallbladder surgery	0	0.3	201	0.00	⊖ Same
Gastric surgery	0	0.1	15	Not enough procedures to calculate SIR	
Hip prosthesis	2	0.3	38	6.92	⊖ Same
Hysterectomy, abdominal	1	0.5	91	1.98	⊖ Same
Hysterectomy, vaginal	0	0.1	28	Not enough procedures to calculate SIR	
Kidney surgery	0	0.1	18	Not enough procedures to calculate SIR	
Knee prosthesis	0	0.1	39	Not enough procedures to calculate SIR	
Laminectomy	0	0.0	9	Not enough procedures to calculate SIR	
Open reduction of fracture	0	0.2	44	0.00	⊖ Same
Ovarian surgery	0	0.1	108	Not enough procedures to calculate SIR	
Pacemaker surgery	0	0.1	31	Not enough procedures to calculate SIR	
Rectal surgery	0	0.3	24	0.00	⊖ Same
Small bowel surgery	0	0.3	18	0.00	⊖ Same
Spinal fusion	0	0.1	6	Not enough procedures to calculate SIR	
Spleen surgery	0	0.0	2	Not enough procedures to calculate SIR	
Thoracic surgery	0	0.1	27	Not enough procedures to calculate SIR	

Data tables available from the California Health and Human Services Open Data Portal: <https://chhs.data.ca.gov/>

Information on interpreting this report: <https://www.cdph.ca.gov/Programs/CHCQ/HAI/Pages/AnnualHAIRports.aspx>