

Healthcare-Associated Infections Report, 2016



White Memorial Medical Center (Los Angeles)

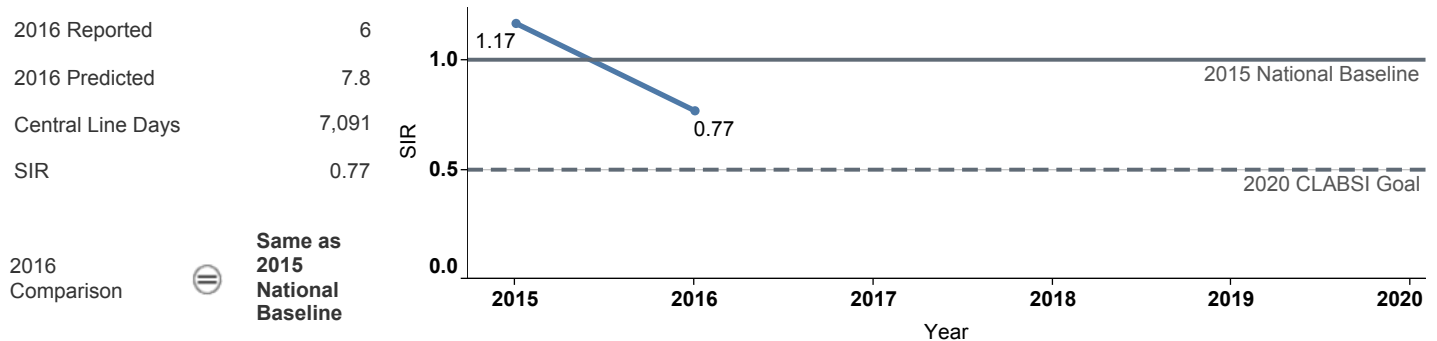
Hospital Characteristics

County: **Los Angeles**
 Medical School Affiliation: **Major**
 Hospital Type: **Major Teaching**

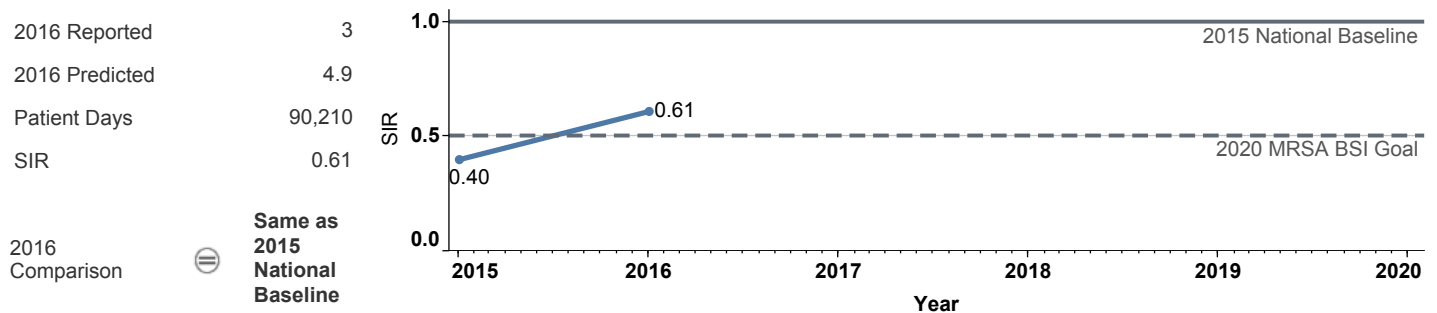
Select by Facility Name
 White Memorial Medical Center

The **blue lines** show this hospital's healthcare-associated infection (HAI) incidence for 2015 and 2016, reported as standardized infection ratios (SIR) when possible. Each result is interpreted as the **⊖ Same**, **★ Better**, or **✘ Worse** than the national or state comparison.

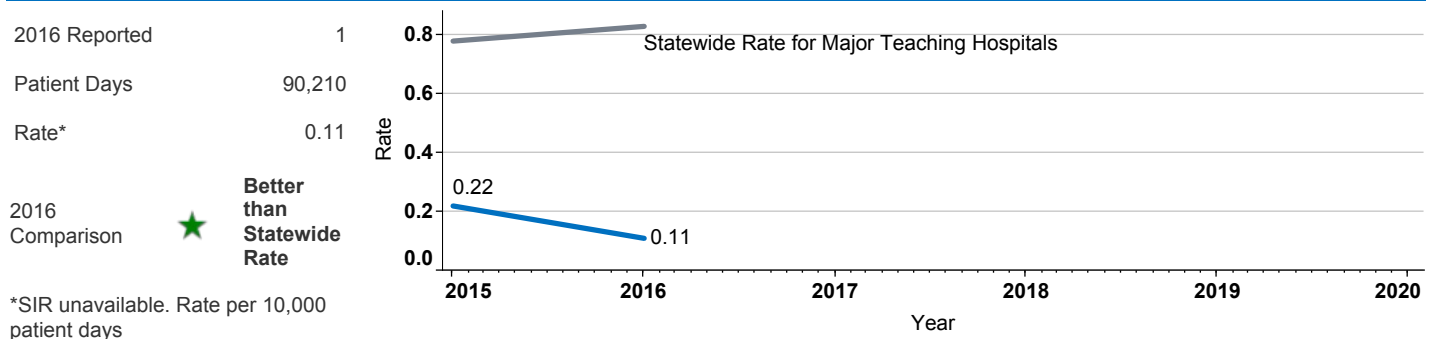
Central Line Associated Bloodstream Infection (CLABSI)



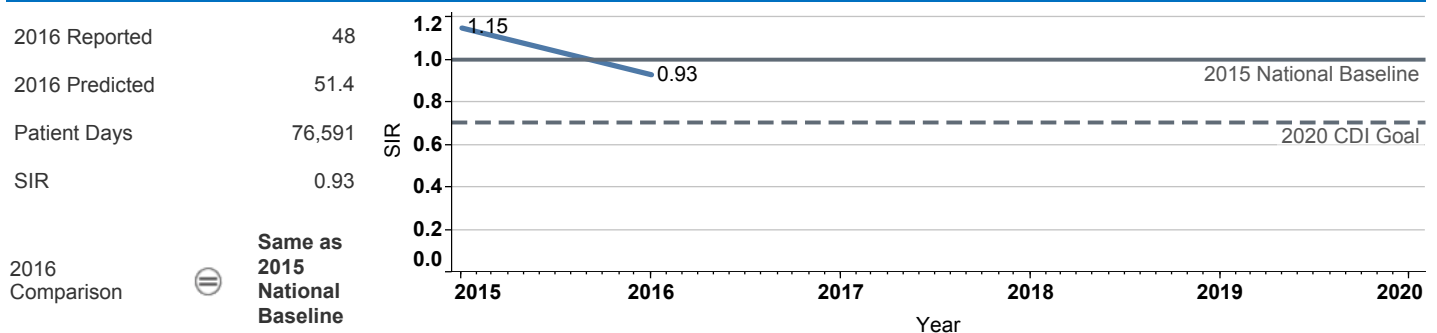
Methicillin-Resistant *Staphylococcus aureus* Bloodstream Infection (MRSA BSI)



Vancomycin-Resistant *Enterococcus* Bloodstream Infection (VRE BSI)



Clostridium difficile Infection (CDI)



Surgical Site Infection (SSI)

Procedure Type	Reported SSI	Predicted SSI	Number of Procedures	SIR	Compared with 2015 National Baseline
Appendix surgery	1	1.0	143	1.00	⊖ Same
Bile duct, liver or pancreatic surgery	0	0.1	7	Not enough procedures to calculate SIR	
Cardiac surgery	0	0.1	18	Not enough procedures to calculate SIR	
Cesarean section	0	3.4	1,218	0.00	★ Better
Colon surgery	0	1.1	55	0.00	⊖ Same
Coronary bypass, chest and donor in..	0	0.2	28	0.00	⊖ Same
Coronary bypass, chest incision only	0	0.3	31	0.00	⊖ Same
Exploratory abdominal surgery (lapar..	0	0.4	87	0.00	⊖ Same
Gallbladder surgery	0	0.8	236	0.00	⊖ Same
Gastric surgery	0	0.2	26	Not enough procedures to calculate SIR	
Hip prosthesis	2	1.0	117	2.06	⊖ Same
Hysterectomy, abdominal	0	0.3	35	0.00	⊖ Same
Hysterectomy, vaginal	0	0.6	75	0.00	⊖ Same
Kidney surgery	0	0.0	4	Not enough procedures to calculate SIR	
Knee prosthesis	0	1.1	291	0.00	⊖ Same
Laminectomy	0	0.3	96	0.00	⊖ Same
Open reduction of fracture	2	0.7	104	2.77	⊖ Same
Ovarian surgery	0	0.0	56	Not enough procedures to calculate SIR	
Pacemaker surgery	0	0.1	38	Not enough procedures to calculate SIR	
Rectal surgery	0	0.2	8	Not enough procedures to calculate SIR	
Small bowel surgery	0	0.5	28	0.00	⊖ Same
Spinal fusion	0	1.1	164	0.00	⊖ Same
Spleen surgery	0	0.0	2	Not enough procedures to calculate SIR	
Thoracic surgery	0	0.1	29	Not enough procedures to calculate SIR	

Data tables available from the California Health and Human Services Open Data Portal: <https://chhs.data.ca.gov/>

Information on interpreting this report: <https://www.cdph.ca.gov/Programs/CHCQ/HAI/Pages/AnnualHAIRports.aspx>