

# Healthcare-Associated Infections Report, 2016



## West Hills Hospital & Medical Center (West Hills)

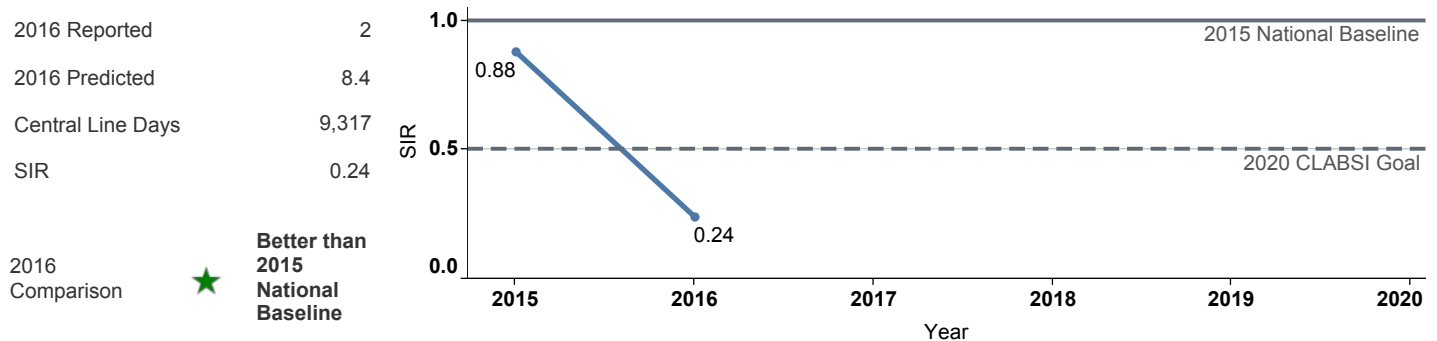
### Hospital Characteristics

County: **Los Angeles**  
 Medical School Affiliation: **No**  
 Hospital Type: **Community, > 250 beds**

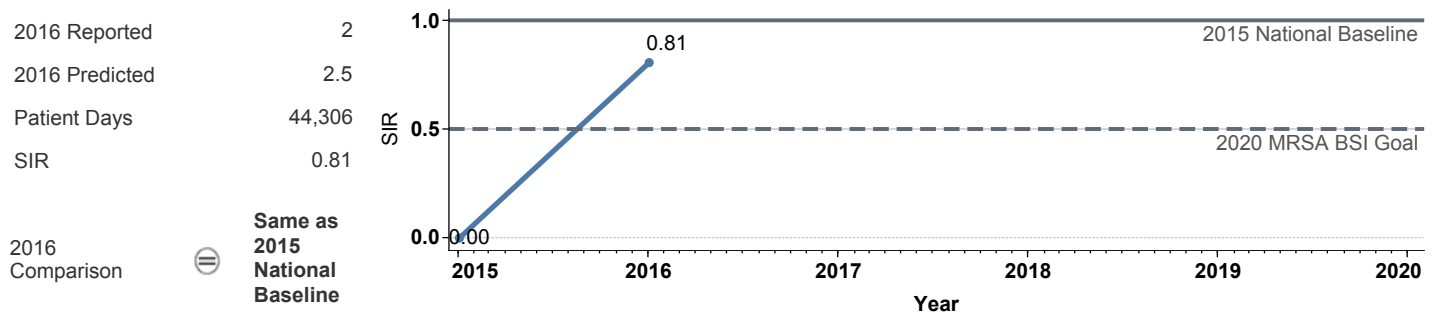
Select by Facility Name  
 West Hills Hospital & Medical ..

The **blue lines** show this hospital's healthcare-associated infection (HAI) incidence for 2015 and 2016, reported as standardized infection ratios (SIR) when possible. Each result is interpreted as the ☹ Same, ★ Better, or ✖ Worse than the national or state comparison.

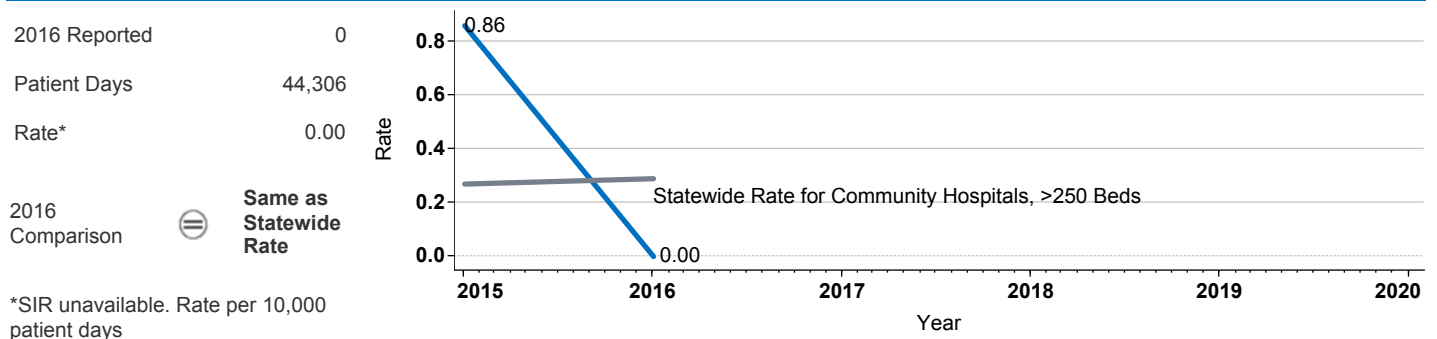
### Central Line Associated Bloodstream Infection (CLABSI)



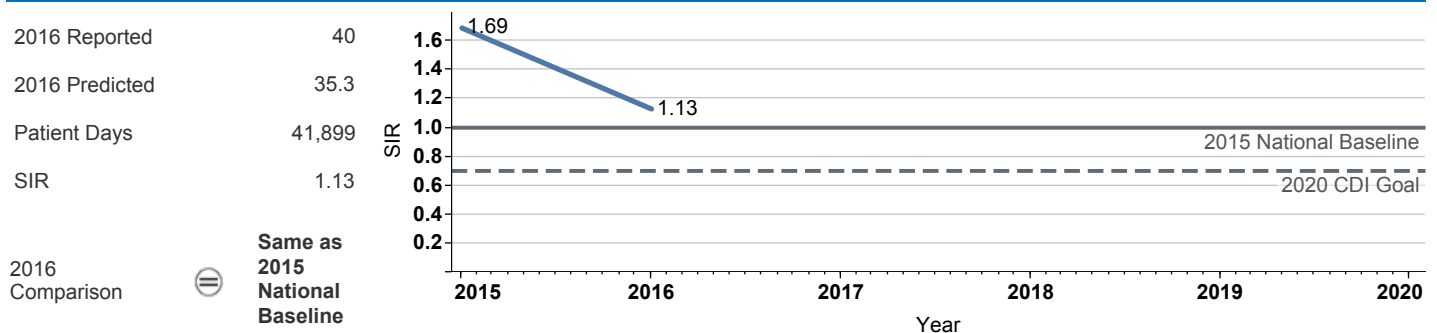
### Methicillin-Resistant *Staphylococcus aureus* Bloodstream Infection (MRSA BSI)



### Vancomycin-Resistant *Enterococcus* Bloodstream Infection (VRE BSI)



### Clostridium difficile Infection (CDI)



## Surgical Site Infection (SSI)

Procedure Type	Reported SSI	Predicted SSI	Number of Procedures	SIR	Compared with 2015 National Baseline
Abdominal aortic aneurysm repair	0	0.0	3	Not enough procedures to calculate SIR	
Appendix surgery	0	0.4	146	0.00	⊖ Same
Bile duct, liver or pancreatic surgery	0	0.0	1	Not enough procedures to calculate SIR	
Cardiac surgery	0	0.0	12	Not enough procedures to calculate SIR	
Cesarean section	0	0.2	326	0.00	⊖ Same
Colon surgery	1	1.9	88	0.53	⊖ Same
Coronary bypass, chest and donor in..	0	0.3	47	0.00	⊖ Same
Exploratory abdominal surgery (lapar..	2	0.3	69	6.29	⊖ Same
Gallbladder surgery	1	0.7	182	1.36	⊖ Same
Gastric surgery	1	0.2	38	Not enough procedures to calculate SIR	
Hip prosthesis	0	0.9	170	0.00	⊖ Same
Hysterectomy, abdominal	0	0.3	71	0.00	⊖ Same
Hysterectomy, vaginal	0	0.1	23	Not enough procedures to calculate SIR	
Kidney surgery	0	0.0	1	Not enough procedures to calculate SIR	
Knee prosthesis	0	0.6	168	0.00	⊖ Same
Laminectomy	0	0.1	24	Not enough procedures to calculate SIR	
Open reduction of fracture	0	0.5	100	0.00	⊖ Same
Ovarian surgery	0	0.1	108	Not enough procedures to calculate SIR	
Pacemaker surgery	0	0.1	57	Not enough procedures to calculate SIR	
Rectal surgery	0	0.0	5	Not enough procedures to calculate SIR	
Small bowel surgery	0	0.5	29	0.00	⊖ Same
Spinal fusion	0	0.4	58	0.00	⊖ Same
Spleen surgery	0	0.0	1	Not enough procedures to calculate SIR	
Thoracic surgery	0	0.0	22	Not enough procedures to calculate SIR	

Data tables available from the California Health and Human Services Open Data Portal: <https://chhs.data.ca.gov/>

Information on interpreting this report: <https://www.cdph.ca.gov/Programs/CHCQ/HAH/Pages/AnnualHAIRReports.aspx>