

Healthcare-Associated Infections Report, 2016



Valley Presbyterian Hospital (Van Nuys)

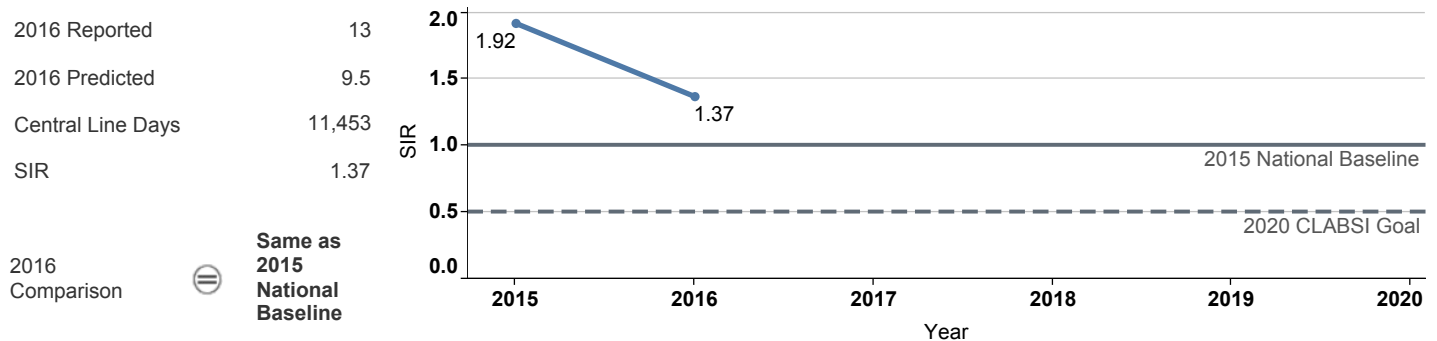
Hospital Characteristics

County: **Los Angeles** Medical School Affiliation: **No** Hospital Type: **Community, > 250 beds**

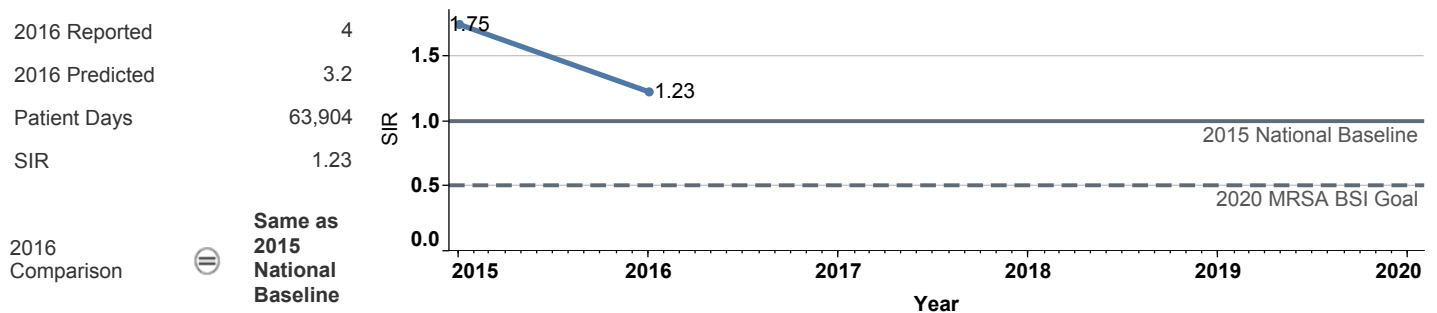
Select by Facility Name: **Valley Presbyterian Hospital**

The **blue lines** show this hospital's healthcare-associated infection (HAI) incidence for 2015 and 2016, reported as standardized infection ratios (SIR) when possible. Each result is interpreted as the **⊖ Same**, **★ Better**, or **✘ Worse** than the national or state comparison.

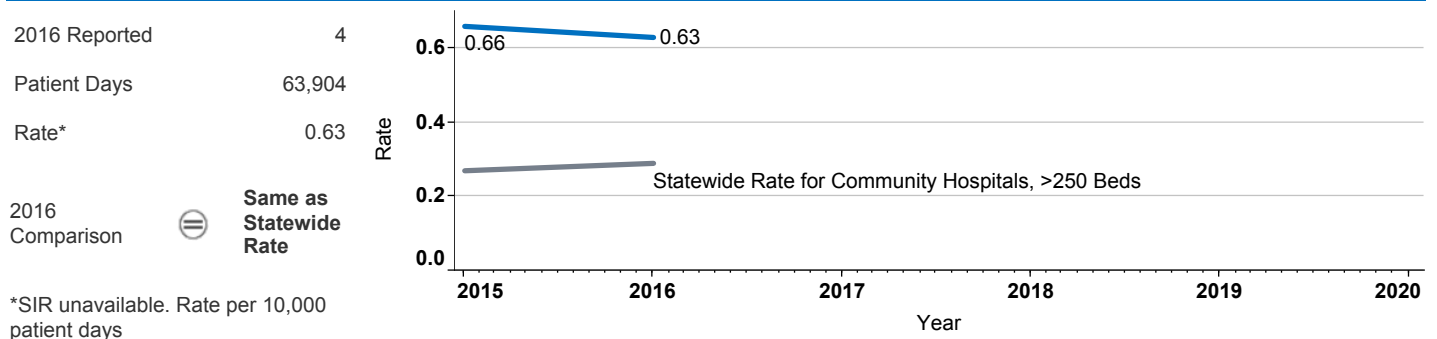
Central Line Associated Bloodstream Infection (CLABSI)



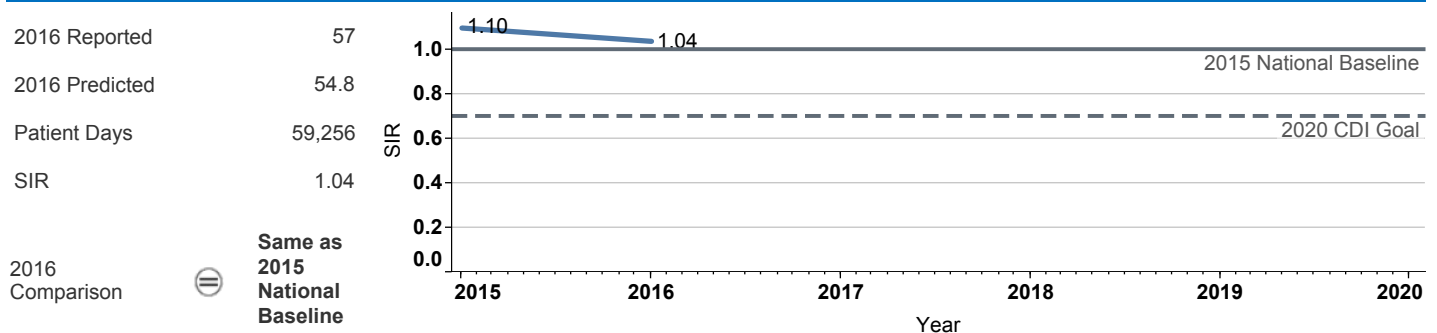
Methicillin-Resistant *Staphylococcus aureus* Bloodstream Infection (MRSA BSI)



Vancomycin-Resistant *Enterococcus* Bloodstream Infection (VRE BSI)



Clostridium difficile Infection (CDI)



Surgical Site Infection (SSI)

Procedure Type	Reported SSI	Predicted SSI	Number of Procedures	SIR	Compared with 2015 National Baseline
Appendix surgery	0	0.9	125	0.00	⊖ Same
Bile duct, liver or pancreatic surgery	0	2.6	84	0.00	⊖ Same
Cardiac surgery	0	0.0	10	Not enough procedures to calculate SIR	
Cesarean section	3	1.4	1,199	2.10	⊖ Same
Colon surgery	2	1.8	68	1.12	⊖ Same
Coronary bypass, chest and donor in..	0	0.1	22	Not enough procedures to calculate SIR	
Coronary bypass, chest incision only	0	0.0	4	Not enough procedures to calculate SIR	
Exploratory abdominal surgery (lapar..	0	0.8	155	0.00	⊖ Same
Gallbladder surgery	0	0.7	214	0.00	⊖ Same
Gastric surgery	0	0.4	21	0.00	⊖ Same
Hip prosthesis	1	1.6	272	0.62	⊖ Same
Hysterectomy, abdominal	1	0.6	74	1.73	⊖ Same
Hysterectomy, vaginal	1	0.2	49	4.85	⊖ Same
Kidney surgery	0	0.0	11	Not enough procedures to calculate SIR	
Knee prosthesis	0	1.1	285	0.00	⊖ Same
Laminectomy	0	0.8	293	0.00	⊖ Same
Open reduction of fracture	0	0.4	65	0.00	⊖ Same
Ovarian surgery	1	0.1	136	Not enough procedures to calculate SIR	
Pacemaker surgery	0	0.1	36	Not enough procedures to calculate SIR	
Rectal surgery	0	0.2	12	0.00	⊖ Same
Small bowel surgery	1	0.9	42	1.09	⊖ Same
Spinal fusion	0	0.8	143	0.00	⊖ Same
Spleen surgery	0	0.0	9	Not enough procedures to calculate SIR	
Thoracic surgery	0	0.1	34	Not enough procedures to calculate SIR	

Data tables available from the California Health and Human Services Open Data Portal: <https://chhs.data.ca.gov/>

Information on interpreting this report: <https://www.cdph.ca.gov/Programs/CHCQ/HAI/Pages/AnnualHAIRports.aspx>