

# Healthcare-Associated Infections Report, 2016



## Torrance Memorial Medical Center (Torrance)

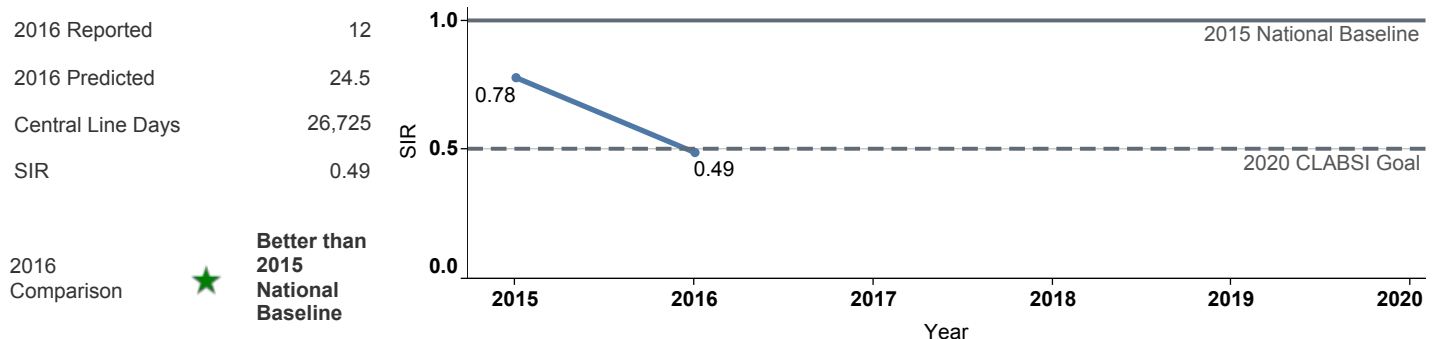
### Hospital Characteristics

County: **Los Angeles**  
 Medical School Affiliation: **No**  
 Hospital Type: **Community, > 250 beds**

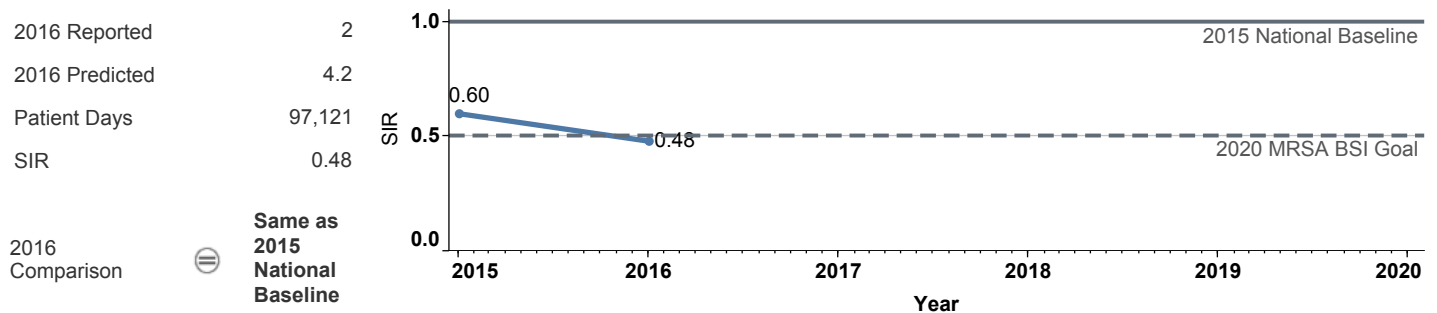
Select by Facility Name  
 Torrance Memorial Medical C..

The **blue lines** show this hospital's healthcare-associated infection (HAI) incidence for 2015 and 2016, reported as standardized infection ratios (SIR) when possible. Each result is interpreted as the **⊖ Same**, **★ Better**, or **✖ Worse** than the national or state comparison.

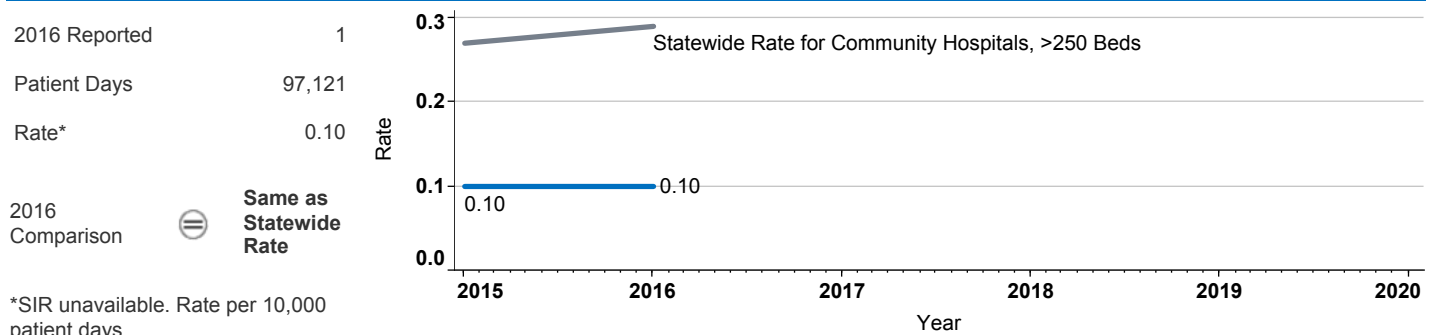
### Central Line Associated Bloodstream Infection (CLABSI)



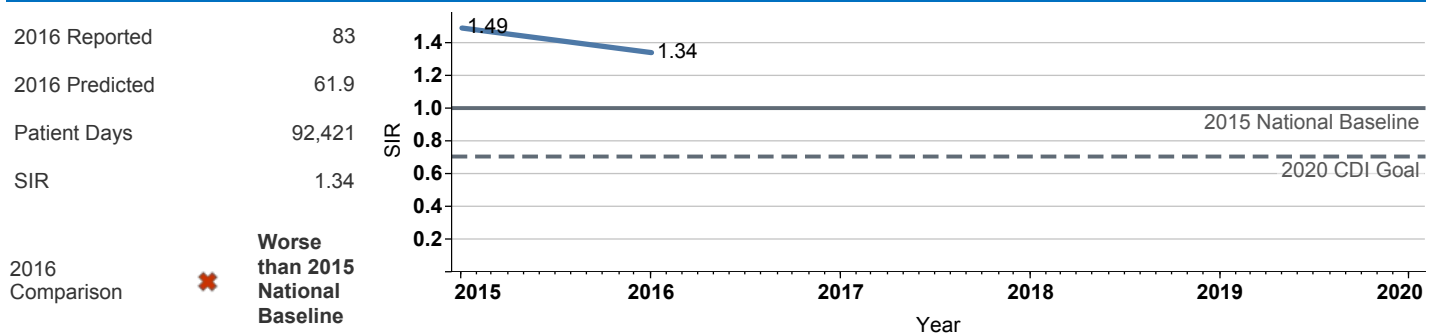
### Methicillin-Resistant *Staphylococcus aureus* Bloodstream Infection (MRSA BSI)



### Vancomycin-Resistant *Enterococcus* Bloodstream Infection (VRE BSI)



### Clostridium difficile Infection (CDI)



## Surgical Site Infection (SSI)

Procedure Type	Reported SSI	Predicted SSI	Number of Procedures	SIR	Compared with 2015 National Baseline
Abdominal aortic aneurysm repair	0	0.0	1	<b>Not enough procedures to calculate SIR</b>	
Appendix surgery	1	0.6	269	1.81	⊖ Same
Bile duct, liver or pancreatic surgery	0	0.9	51	0.00	⊖ Same
Cardiac surgery	0	0.4	152	0.00	⊖ Same
Cesarean section	1	0.7	1,091	1.47	⊖ Same
Colon surgery	5	5.6	279	0.89	⊖ Same
Coronary bypass, chest and donor in..	0	0.6	96	0.00	⊖ Same
Coronary bypass, chest incision only	0	0.1	24	<b>Not enough procedures to calculate SIR</b>	
Exploratory abdominal surgery (lapar..	7	2.4	580	2.97	* Worse
Gallbladder surgery	2	1.7	436	1.16	⊖ Same
Gastric surgery	3	1.6	315	1.91	⊖ Same
Hip prosthesis	2	2.4	485	0.83	⊖ Same
Hysterectomy, abdominal	1	2.2	372	0.47	⊖ Same
Hysterectomy, vaginal	0	0.4	94	0.00	⊖ Same
Kidney surgery	0	0.2	58	<b>Not enough procedures to calculate SIR</b>	
Knee prosthesis	2	2.0	602	0.98	⊖ Same
Laminectomy	1	0.8	275	1.26	⊖ Same
Open reduction of fracture	1	1.0	199	1.02	⊖ Same
Ovarian surgery	0	0.3	472	0.00	⊖ Same
Pacemaker surgery	0	0.4	251	0.00	⊖ Same
Rectal surgery	2	0.5	59	3.96	⊖ Same
Small bowel surgery	4	3.3	174	1.20	⊖ Same
Spinal fusion	1	1.8	295	0.55	⊖ Same
Spleen surgery	0	0.0	9	<b>Not enough procedures to calculate SIR</b>	
Thoracic surgery	2	0.4	169	4.94	⊖ Same

Data tables available from the California Health and Human Services Open Data Portal: <https://chhs.data.ca.gov/>

Information on interpreting this report: <https://www.cdph.ca.gov/Programs/CHCQ/HAI/Pages/AnnualHAIRports.aspx>