

Healthcare-Associated Infections Report, 2016



St. Mary Medical Center, Long Beach (Long Beach)

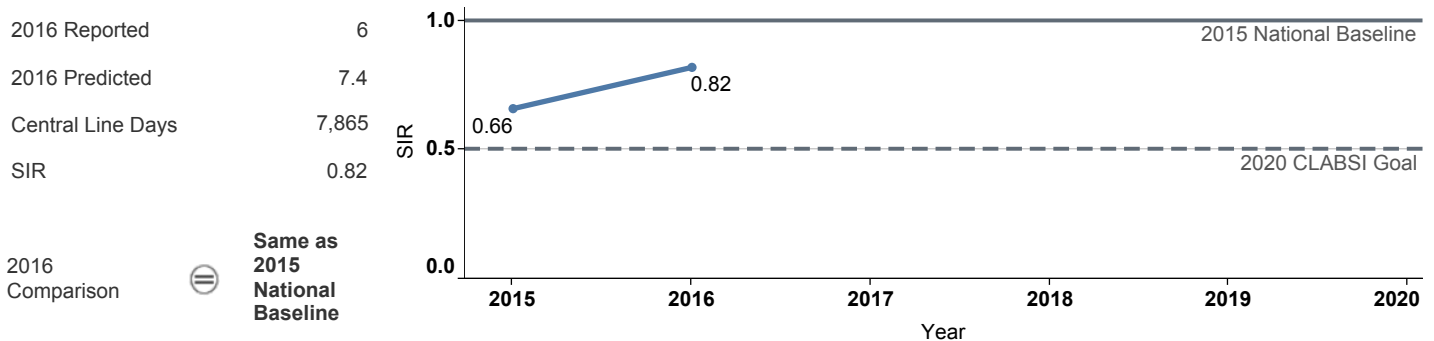
Hospital Characteristics

County: **Los Angeles** Medical School Affiliation: **Graduate** Hospital Type: **Community, > 250 beds**

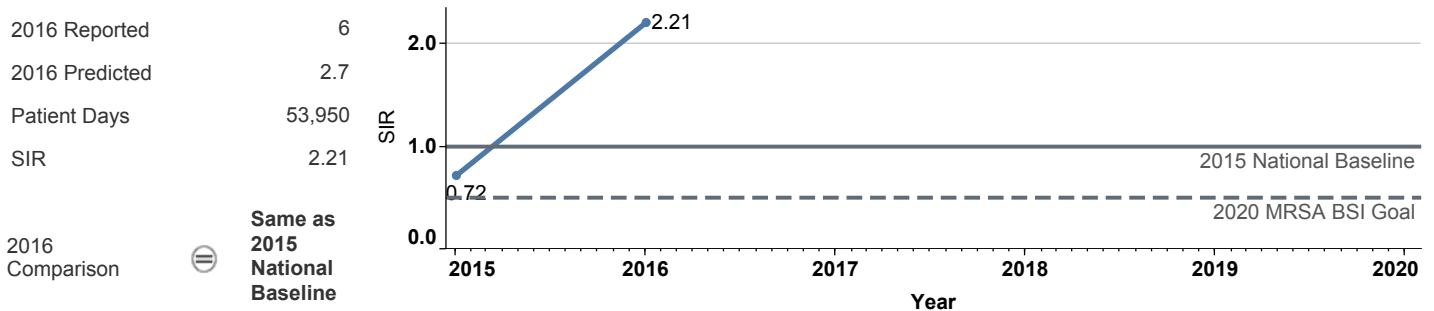
Select by Facility Name: **St. Mary Medical Center, Long..**

The **blue lines** show this hospital's healthcare-associated infection (HAI) incidence for 2015 and 2016, reported as standardized infection ratios (SIR) when possible. Each result is interpreted as the **⊖ Same**, **★ Better**, or **✘ Worse** than the national or state comparison.

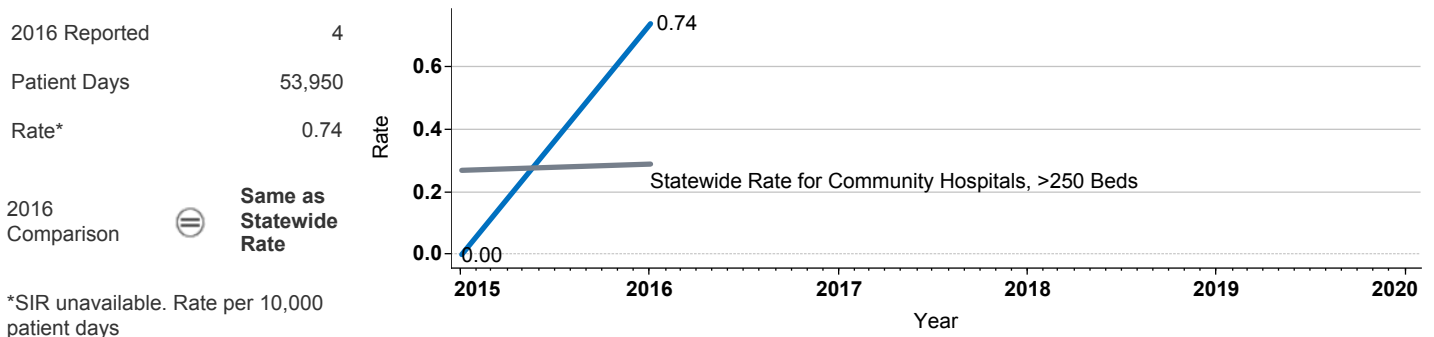
Central Line Associated Bloodstream Infection (CLABSI)



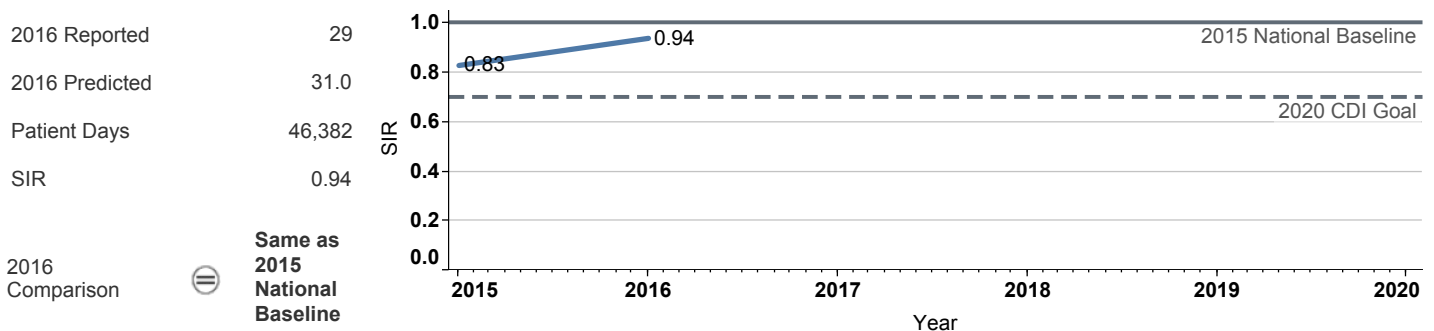
Methicillin-Resistant *Staphylococcus aureus* Bloodstream Infection (MRSA BSI)



Vancomycin-Resistant *Enterococcus* Bloodstream Infection (VRE BSI)



Clostridium difficile Infection (CDI)



Surgical Site Infection (SSI)

Procedure Type	Reported SSI	Predicted SSI	Number of Procedures	SIR	Compared with 2015 National Baseline
Appendix surgery	0	0.2	74	Not enough procedures to calculate SIR	
Bile duct, liver or pancreatic surgery	0	0.3	50	0.00	☹ Same
Cardiac surgery	0	0.1	34	Not enough procedures to calculate SIR	
Cesarean section	0	0.4	684	0.00	☹ Same
Colon surgery	1	1.0	40	0.97	☹ Same
Coronary bypass, chest and donor in..	2	0.2	44	8.37	✖ Worse
Coronary bypass, chest incision only	0	0.0	5	Not enough procedures to calculate SIR	
Exploratory abdominal surgery (lapar..	0	0.7	140	0.00	☹ Same
Gallbladder surgery	0	0.2	82	0.00	☹ Same
Gastric surgery	0	0.8	164	0.00	☹ Same
Hip prosthesis	0	0.3	48	0.00	☹ Same
Hysterectomy, abdominal	0	0.3	49	0.00	☹ Same
Hysterectomy, vaginal	0	0.1	13	Not enough procedures to calculate SIR	
Kidney surgery	0	0.0	3	Not enough procedures to calculate SIR	
Knee prosthesis	1	0.2	64	4.67	☹ Same
Laminectomy	0	0.2	56	Not enough procedures to calculate SIR	
Open reduction of fracture	0	0.5	94	0.00	☹ Same
Ovarian surgery	0	0.0	74	Not enough procedures to calculate SIR	
Pacemaker surgery	0	0.0	15	Not enough procedures to calculate SIR	
Rectal surgery	0	0.0	1	Not enough procedures to calculate SIR	
Small bowel surgery	0	0.5	28	0.00	☹ Same
Spinal fusion	0	0.1	32	Not enough procedures to calculate SIR	
Spleen surgery	0	0.1	6	Not enough procedures to calculate SIR	
Thoracic surgery	0	0.3	129	0.00	☹ Same

Data tables available from the California Health and Human Services Open Data Portal: <https://chhs.data.ca.gov/>

Information on interpreting this report: <https://www.cdph.ca.gov/Programs/CHCQ/HAI/Pages/AnnualHAIRports.aspx>