

Healthcare-Associated Infections Report, 2016



Santa Monica - UCLA Medical Center and Orthopaedic Hospital (Santa Monica)

Hospital Characteristics

County: **Los Angeles**
 Medical School Affiliation: **Major**
 Hospital Type: **Major Teaching**

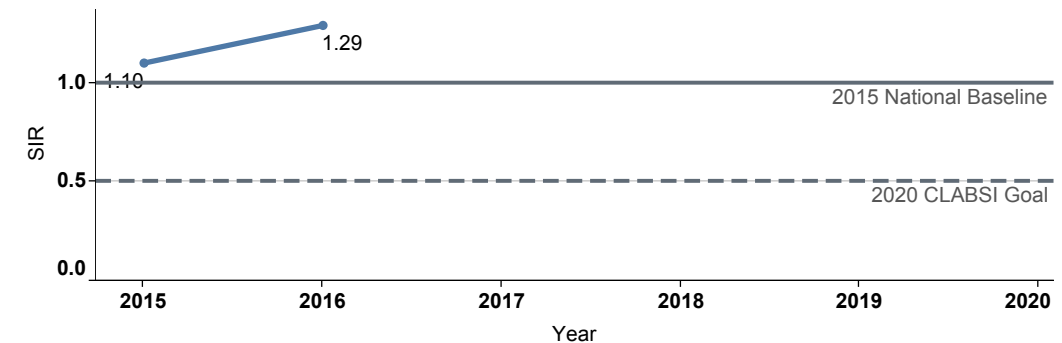
Select by Facility Name:
 Santa Monica - UCLA Medical..

The **blue lines** show this hospital's healthcare-associated infection (HAI) incidence for 2015 and 2016, reported as standardized infection ratios (SIR) when possible. Each result is interpreted as the **⊖ Same**, **★ Better**, or **✘ Worse** than the national or state comparison.

Central Line Associated Bloodstream Infection (CLABSI)

2016 Reported: 26
 2016 Predicted: 20.2
 Central Line Days: 18,981
 SIR: 1.29

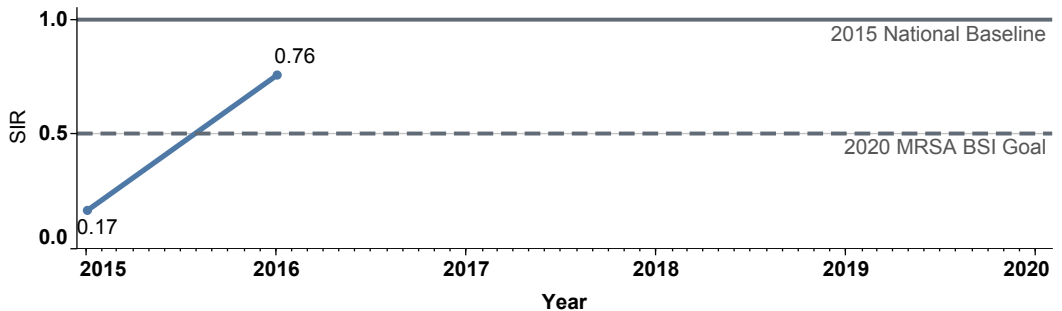
2016 Comparison: **⊖ Same as 2015 National Baseline**



Methicillin-Resistant *Staphylococcus aureus* Bloodstream Infection (MRSA BSI)

2016 Reported: 4
 2016 Predicted: 5.3
 Patient Days: 76,379
 SIR: 0.76

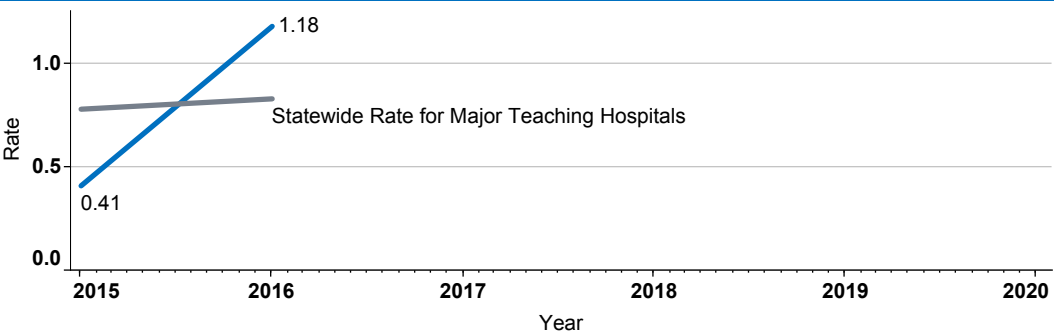
2016 Comparison: **⊖ Same as 2015 National Baseline**



Vancomycin-Resistant *Enterococcus* Bloodstream Infection (VRE BSI)

2016 Reported: 9
 Patient Days: 76,379
 Rate*: 1.18

2016 Comparison: **⊖ Same as Statewide Rate**

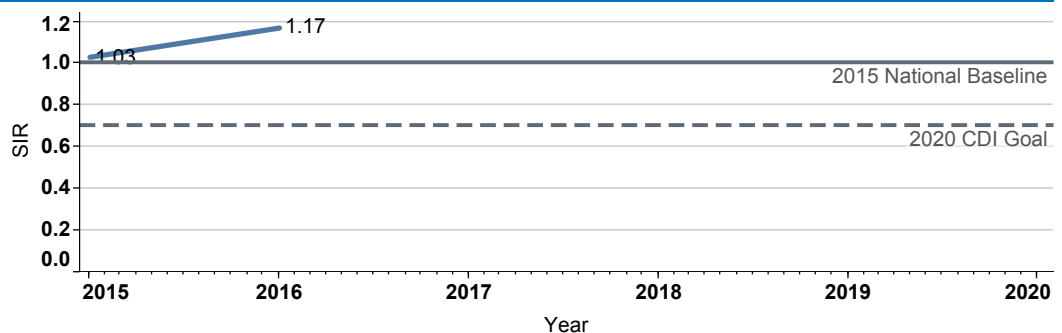


*SIR unavailable. Rate per 10,000 patient days

Clostridium difficile Infection (CDI)

2016 Reported: 76
 2016 Predicted: 65.0
 Patient Days: 72,549
 SIR: 1.17

2016 Comparison: **⊖ Same as 2015 National Baseline**



Surgical Site Infection (SSI)

Procedure Type	Reported SSI	Predicted SSI	Number of Procedures	SIR	Compared with 2015 National Baseline
Appendix surgery	0	0.2	85	0.00	⊖ Same
Bile duct, liver or pancreatic surgery	0	0.4	18	0.00	⊖ Same
Cardiac surgery	0	0.0	1	Not enough procedures to calculate SIR	
Cesarean section	0	0.6	415	0.00	⊖ Same
Colon surgery	1	1.9	85	0.51	⊖ Same
Exploratory abdominal surgery (lapar..	0	0.8	269	0.00	⊖ Same
Gallbladder surgery	0	0.5	119	0.00	⊖ Same
Gastric surgery	0	0.5	48	0.00	⊖ Same
Hip prosthesis	1	2.0	328	0.49	⊖ Same
Hysterectomy, abdominal	0	0.6	124	0.00	⊖ Same
Hysterectomy, vaginal	0	0.1	12	Not enough procedures to calculate SIR	
Kidney surgery	0	0.2	49	Not enough procedures to calculate SIR	
Knee prosthesis	0	1.5	354	0.00	⊖ Same
Laminectomy	0	0.7	267	0.00	⊖ Same
Open reduction of fracture	1	0.9	149	1.17	⊖ Same
Ovarian surgery	0	0.0	62	Not enough procedures to calculate SIR	
Pacemaker surgery	0	0.0	1	Not enough procedures to calculate SIR	
Rectal surgery	0	0.2	21	Not enough procedures to calculate SIR	
Small bowel surgery	0	1.5	78	0.00	⊖ Same
Spinal fusion	0	1.3	249	0.00	⊖ Same
Spleen surgery	0	0.0	5	Not enough procedures to calculate SIR	
Thoracic surgery	0	0.6	127	0.00	⊖ Same

Data tables available from the California Health and Human Services Open Data Portal: <https://chhs.data.ca.gov/>

Information on interpreting this report: <https://www.cdph.ca.gov/Programs/CHCQ/HAI/Pages/AnnualHAIReports.aspx>