

Healthcare-Associated Infections Report, 2016



San Gabriel Valley Medical Center (San Gabriel)

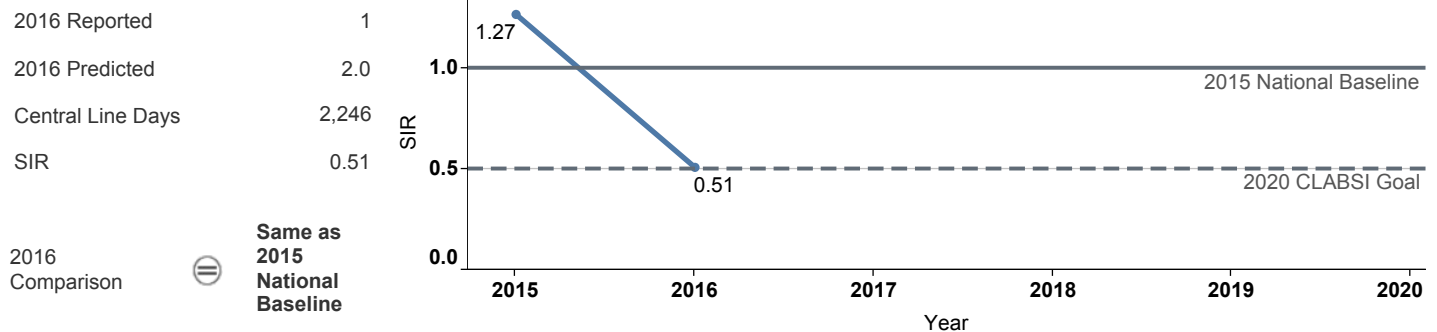
Hospital Characteristics

County: **Los Angeles** Medical School Affiliation: **No** Hospital Type: **Community, 125 – 250 beds**

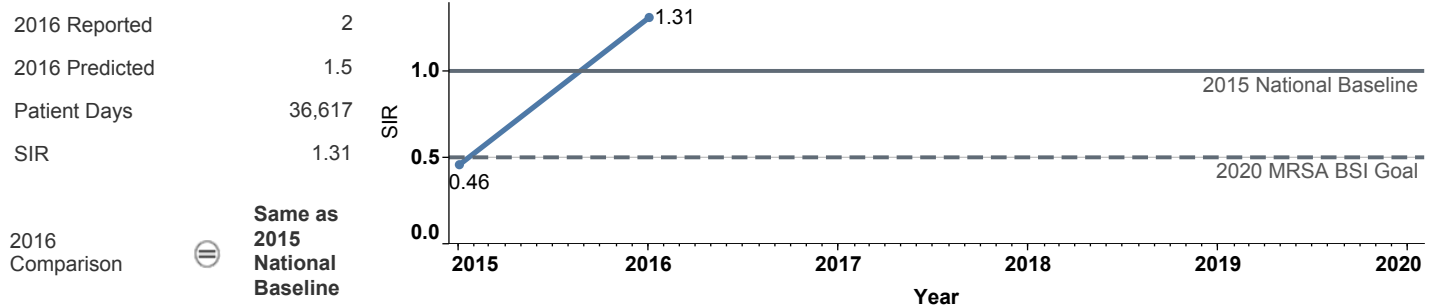
Select by Facility Name: **San Gabriel Valley Medical Ce..**

The **blue lines** show this hospital's healthcare-associated infection (HAI) incidence for 2015 and 2016, reported as standardized infection ratios (SIR) when possible. Each result is interpreted as the **⊖ Same**, **★ Better**, or **✘ Worse** than the national or state comparison.

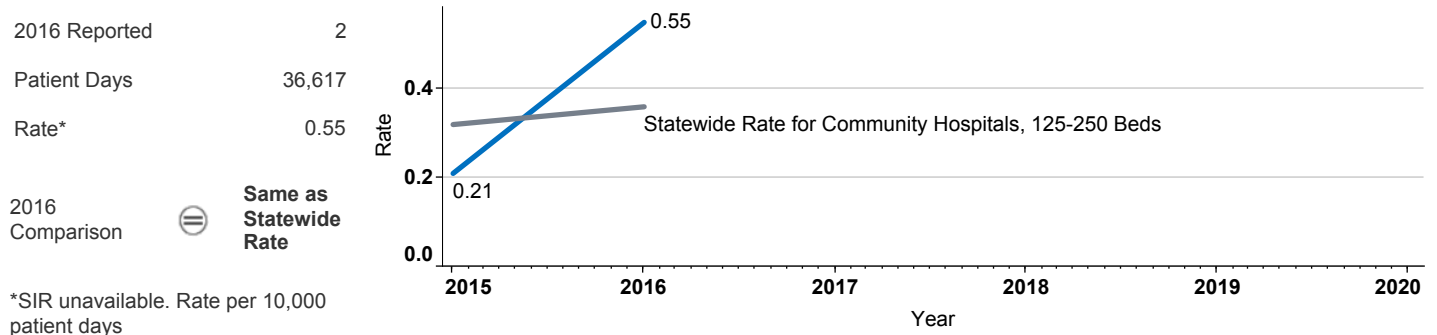
Central Line Associated Bloodstream Infection (CLABSI)



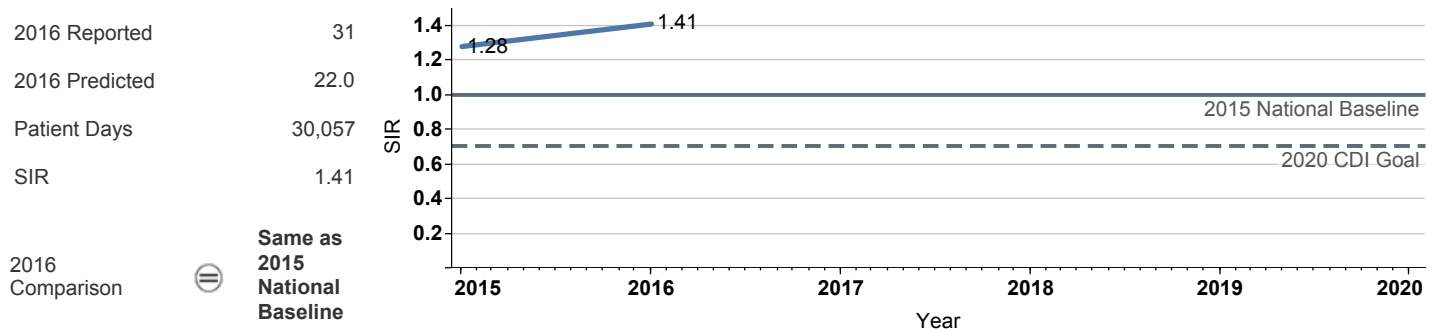
Methicillin-Resistant *Staphylococcus aureus* Bloodstream Infection (MRSA BSI)



Vancomycin-Resistant *Enterococcus* Bloodstream Infection (VRE BSI)



Clostridium difficile Infection (CDI)



Surgical Site Infection (SSI)

Procedure Type	Reported SSI	Predicted SSI	Number of Procedures	SIR	Compared with 2015 National Baseline
Appendix surgery	0	0.1	67	Not enough procedures to calculate SIR	
Bile duct, liver or pancreatic surgery	0	0.0	1	Not enough procedures to calculate SIR	
Cardiac surgery	0	0.0	1	Not enough procedures to calculate SIR	
Cesarean section	0	0.7	805	0.00	⊖ Same
Colon surgery	0	0.4	20	0.00	⊖ Same
Exploratory abdominal surgery (lapar..	0	0.2	66	0.00	⊖ Same
Gallbladder surgery	0	0.2	95	0.00	⊖ Same
Gastric surgery	0	0.1	12	Not enough procedures to calculate SIR	
Hip prosthesis	0	0.2	48	0.00	⊖ Same
Hysterectomy, abdominal	0	0.5	84	0.00	⊖ Same
Hysterectomy, vaginal	0	0.1	23	Not enough procedures to calculate SIR	
Knee prosthesis	0	0.3	73	0.00	⊖ Same
Laminectomy	0	0.2	46	Not enough procedures to calculate SIR	
Open reduction of fracture	0	0.2	43	0.00	⊖ Same
Ovarian surgery	0	0.1	115	Not enough procedures to calculate SIR	
Pacemaker surgery	0	0.0	13	Not enough procedures to calculate SIR	
Rectal surgery	0	0.0	3	Not enough procedures to calculate SIR	
Small bowel surgery	0	0.2	11	0.00	⊖ Same
Spinal fusion	1	0.7	76	1.49	⊖ Same
Thoracic surgery	0	0.0	7	Not enough procedures to calculate SIR	

Data tables available from the California Health and Human Services Open Data Portal: <https://chhs.data.ca.gov/>

Information on interpreting this report: <https://www.cdph.ca.gov/Programs/CHCQ/HAI/Pages/AnnualHAIRports.aspx>