

Healthcare-Associated Infections Report, 2016



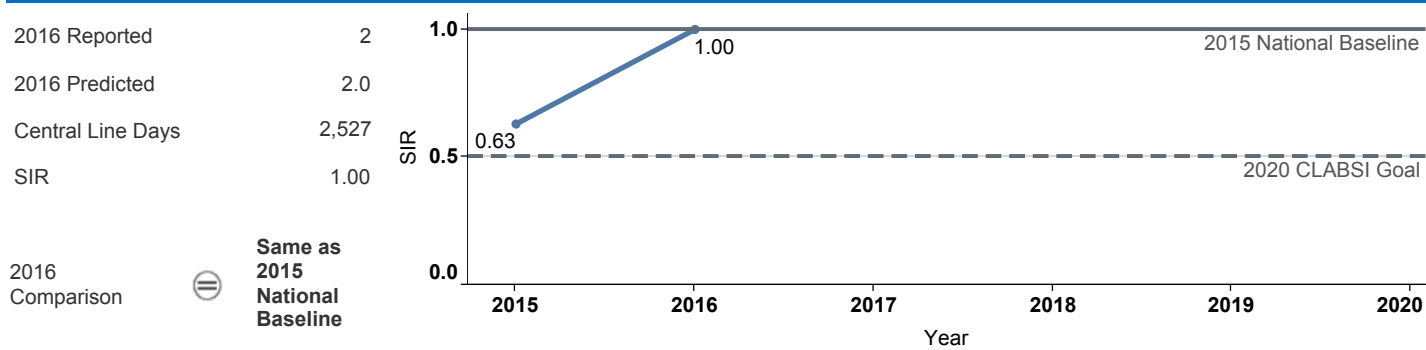
Providence Little Company of Mary Medical Center San Pedro (San Pedro)

Hospital Characteristics

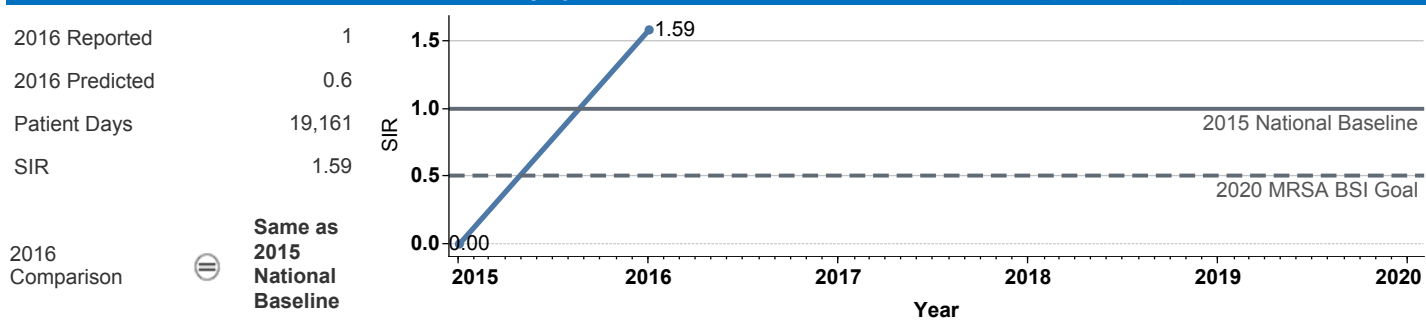
County	Medical School Affiliation	Hospital Type	Select by Facility Name
Los Angeles	No	Community, > 250 beds	Providence Little Company of ..

The **blue lines** show this hospital's healthcare-associated infection (HAI) incidence for 2015 and 2016, reported as standardized infection ratios (SIR) when possible. Each result is interpreted as the **⊖ Same**, **★ Better**, or **✘ Worse** than the national or state comparison.

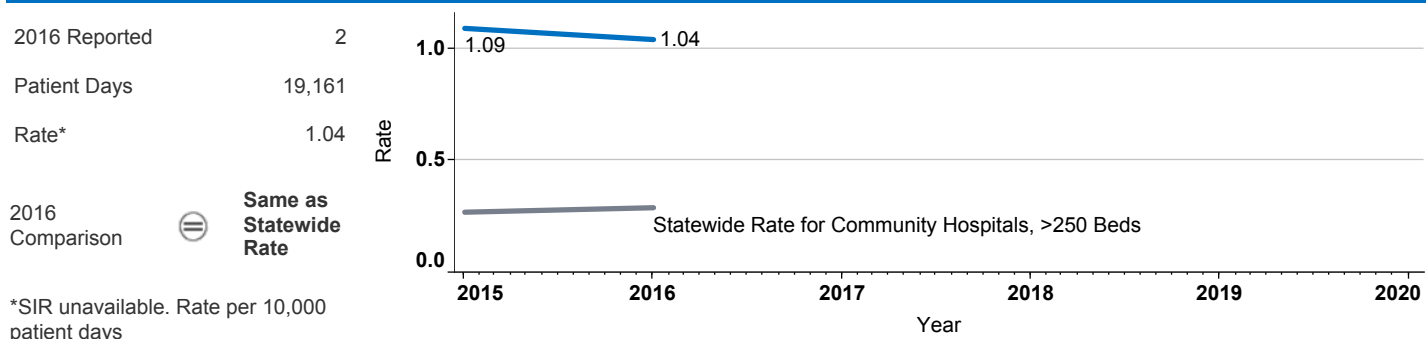
Central Line Associated Bloodstream Infection (CLABSI)



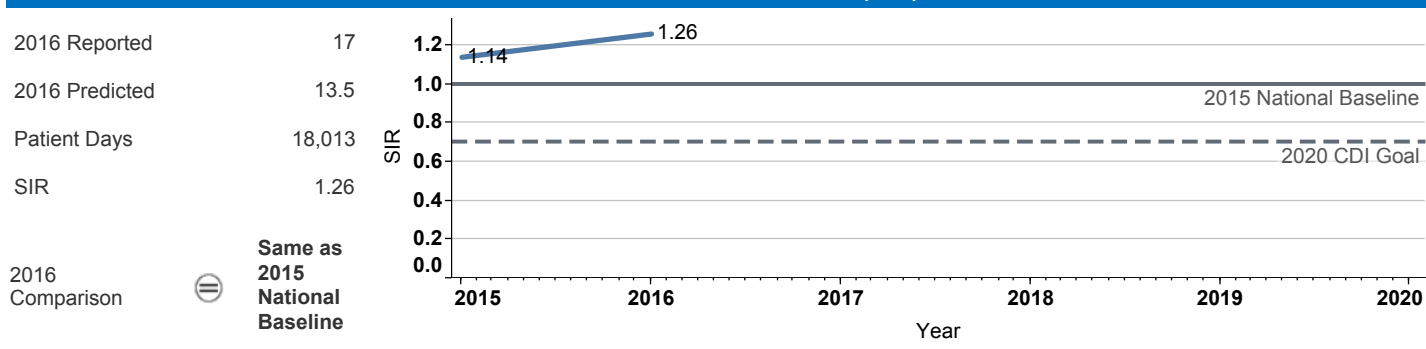
Methicillin-Resistant *Staphylococcus aureus* Bloodstream Infection (MRSA BSI)



Vancomycin-Resistant *Enterococcus* Bloodstream Infection (VRE BSI)



Clostridium difficile Infection (CDI)



Surgical Site Infection (SSI)

Procedure Type	Reported SSI	Predicted SSI	Number of Procedures	SIR	Compared with 2015 National Baseline
Appendix surgery	0	0.2	70	Not enough procedures to calculate SIR	
Bile duct, liver or pancreatic surgery	0	0.1	7	Not enough procedures to calculate SIR	
Cesarean section	0	0.2	163	Not enough procedures to calculate SIR	
Colon surgery	0	0.6	26	0.00	☹ Same
Exploratory abdominal surgery (lapar..	0	0.3	77	0.00	☹ Same
Gallbladder surgery	0	0.3	56	0.00	☹ Same
Gastric surgery	0	0.0	3	Not enough procedures to calculate SIR	
Hip prosthesis	0	0.3	44	0.00	☹ Same
Hysterectomy, abdominal	0	0.3	36	0.00	☹ Same
Hysterectomy, vaginal	0	0.0	11	Not enough procedures to calculate SIR	
Kidney surgery	0	0.0	4	Not enough procedures to calculate SIR	
Knee prosthesis	1	0.3	57	3.41	☹ Same
Laminectomy	0	0.1	26	Not enough procedures to calculate SIR	
Open reduction of fracture	0	0.6	78	0.00	☹ Same
Ovarian surgery	0	0.0	60	Not enough procedures to calculate SIR	
Pacemaker surgery	0	0.0	8	Not enough procedures to calculate SIR	
Rectal surgery	0	0.0	1	Not enough procedures to calculate SIR	
Small bowel surgery	0	0.4	18	0.00	☹ Same
Spinal fusion	0	0.0	15	Not enough procedures to calculate SIR	
Spleen surgery	0	0.0	1	Not enough procedures to calculate SIR	
Thoracic surgery	0	0.0	4	Not enough procedures to calculate SIR	

Data tables available from the California Health and Human Services Open Data Portal: <https://chhs.data.ca.gov/>

Information on interpreting this report: <https://www.cdph.ca.gov/Programs/CHCQ/HAH/Pages/AnnualHAIRReports.aspx>