

# Healthcare-Associated Infections Report, 2016



## Presbyterian Intercommunity Hospital (Whittier)

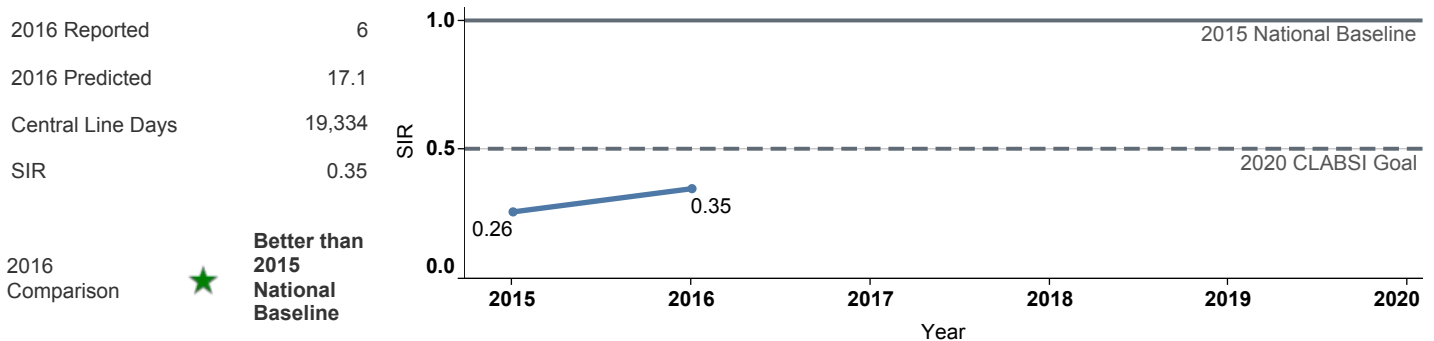
### Hospital Characteristics

County: **Los Angeles**    Medical School Affiliation: **Graduate**    Hospital Type: **Community, > 250 beds**

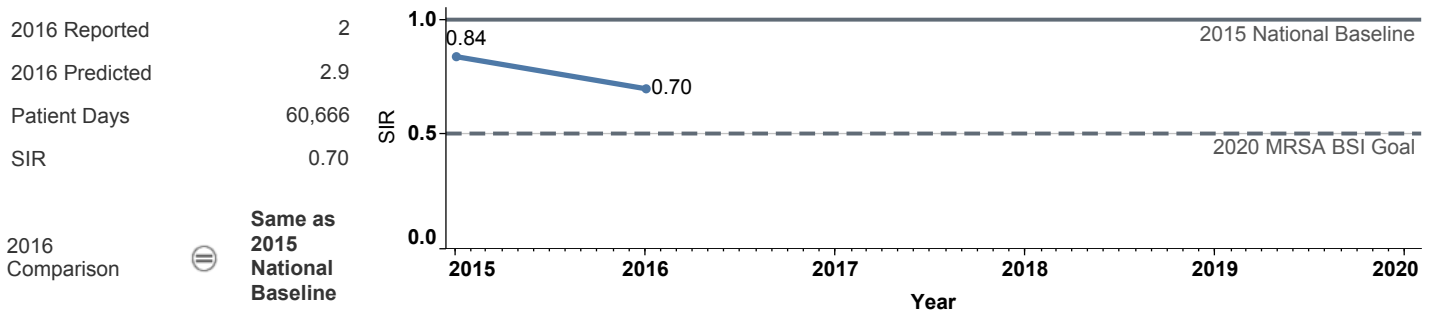
Select by Facility Name  
Presbyterian Intercommunity ..

The **blue lines** show this hospital's healthcare-associated infection (HAI) incidence for 2015 and 2016, reported as standardized infection ratios (SIR) when possible. Each result is interpreted as the **⊖ Same**, **★ Better**, or **✘ Worse** than the national or state comparison.

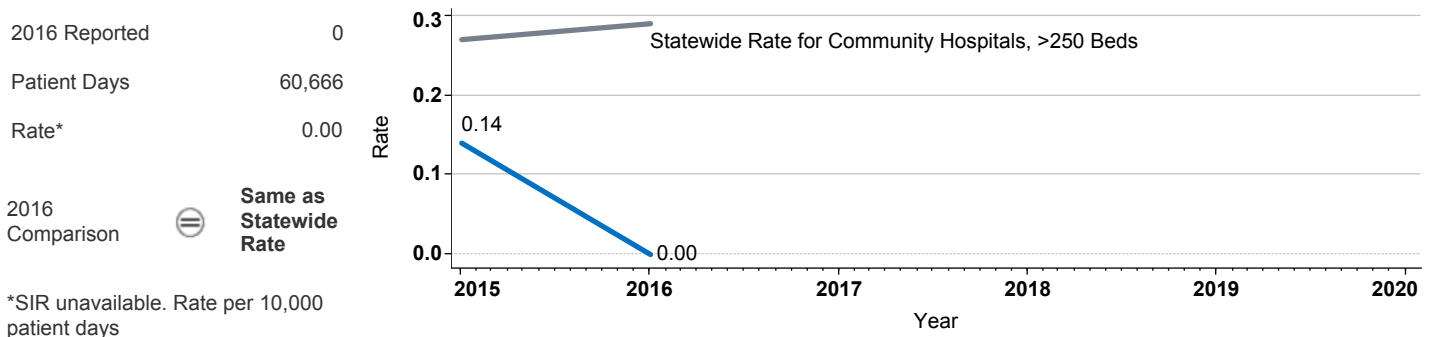
### Central Line Associated Bloodstream Infection (CLABSI)



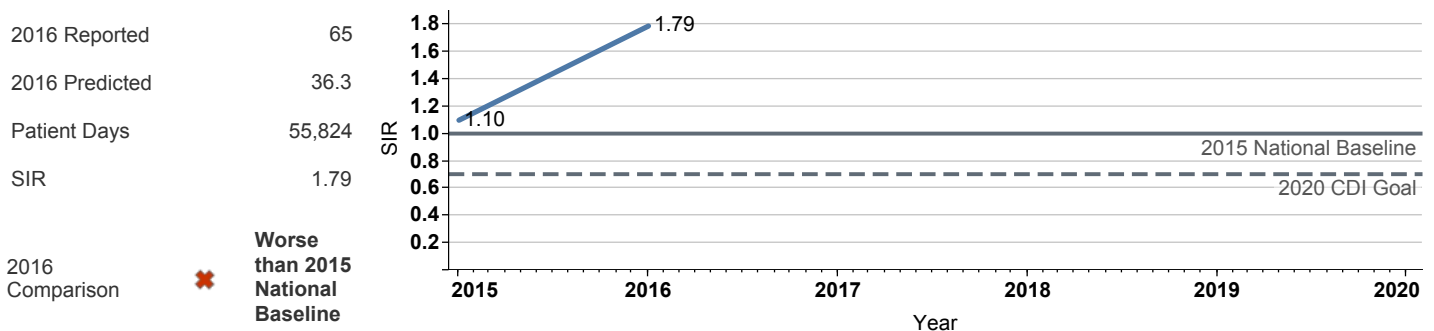
### Methicillin-Resistant *Staphylococcus aureus* Bloodstream Infection (MRSA BSI)



### Vancomycin-Resistant *Enterococcus* Bloodstream Infection (VRE BSI)



### *Clostridium difficile* Infection (CDI)



## Surgical Site Infection (SSI)

Procedure Type	Reported SSI	Predicted SSI	Number of Procedures	SIR	Compared with 2015 National Baseline
Appendix surgery	1	1.3	191	0.79	⊖ Same
Bile duct, liver or pancreatic surgery	1	0.5	41	1.97	⊖ Same
Cardiac surgery	0	0.4	85	0.00	⊖ Same
Cesarean section	2	0.9	581	2.23	⊖ Same
Colon surgery	6	4.1	208	1.47	⊖ Same
Coronary bypass, chest and donor in..	1	0.9	101	1.13	⊖ Same
Exploratory abdominal surgery (lapar..	2	0.9	275	2.14	⊖ Same
Gallbladder surgery	3	1.3	341	2.30	⊖ Same
Gastric surgery	0	0.7	104	0.00	⊖ Same
Hip prosthesis	2	1.9	270	1.05	⊖ Same
Hysterectomy, abdominal	4	0.8	130	4.77	✖ Worse
Hysterectomy, vaginal	0	0.1	35	Not enough procedures to calculate SIR	
Kidney surgery	0	0.1	26	Not enough procedures to calculate SIR	
Knee prosthesis	3	1.7	458	1.81	⊖ Same
Laminectomy	2	0.6	168	3.50	⊖ Same
Open reduction of fracture	0	1.1	184	0.00	⊖ Same
Ovarian surgery	0	0.1	157	Not enough procedures to calculate SIR	
Pacemaker surgery	1	0.2	149	4.10	⊖ Same
Rectal surgery	0	0.5	27	0.00	⊖ Same
Small bowel surgery	1	1.8	98	0.55	⊖ Same
Spinal fusion	11	1.6	204	6.78	✖ Worse
Spleen surgery	0	0.1	14	Not enough procedures to calculate SIR	
Thoracic surgery	1	0.4	153	2.85	⊖ Same

Data tables available from the California Health and Human Services Open Data Portal: <https://chhs.data.ca.gov/>

Information on interpreting this report: <https://www.cdph.ca.gov/Programs/CHCQ/HAI/Pages/AnnualHAIReports.aspx>