

Healthcare-Associated Infections Report, 2016



Palmdale Regional Medical Center (Palmdale)

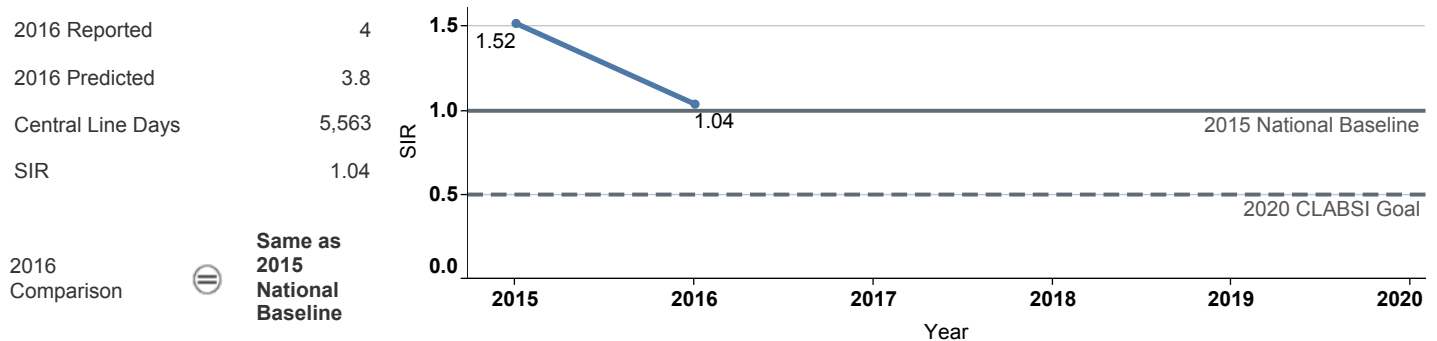
Hospital Characteristics

County: **Los Angeles** Medical School Affiliation: **No** Hospital Type: **Community, 125 – 250 beds**

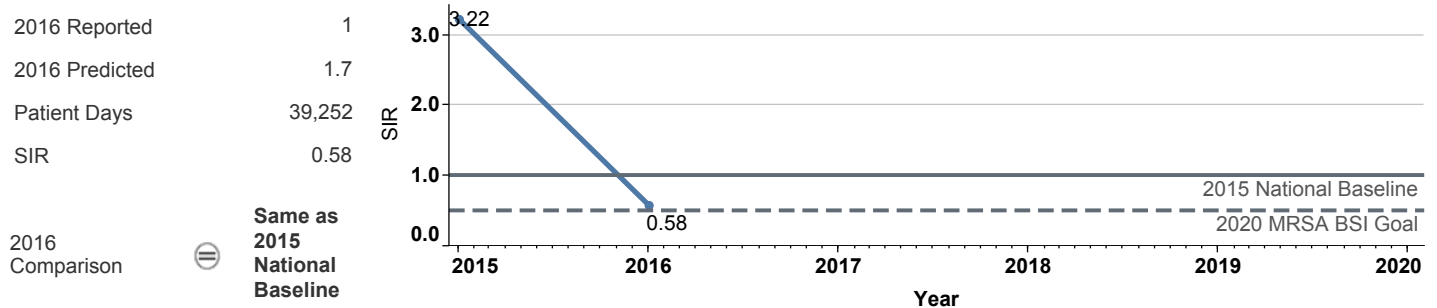
Select by Facility Name: **Palmdale Regional Medical C..**

The **blue lines** show this hospital's healthcare-associated infection (HAI) incidence for 2015 and 2016, reported as standardized infection ratios (SIR) when possible. Each result is interpreted as the **⊖ Same**, **★ Better**, or **✘ Worse** than the national or state comparison.

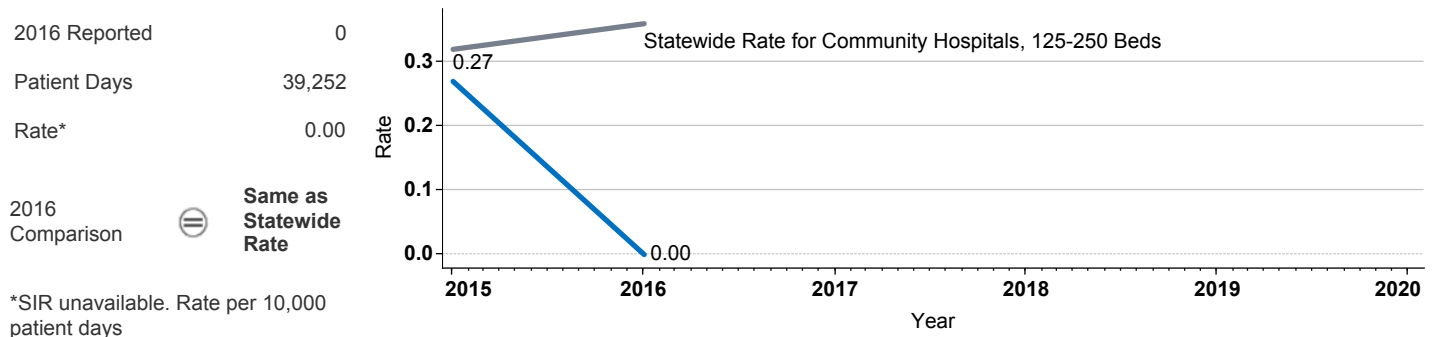
Central Line Associated Bloodstream Infection (CLABSI)



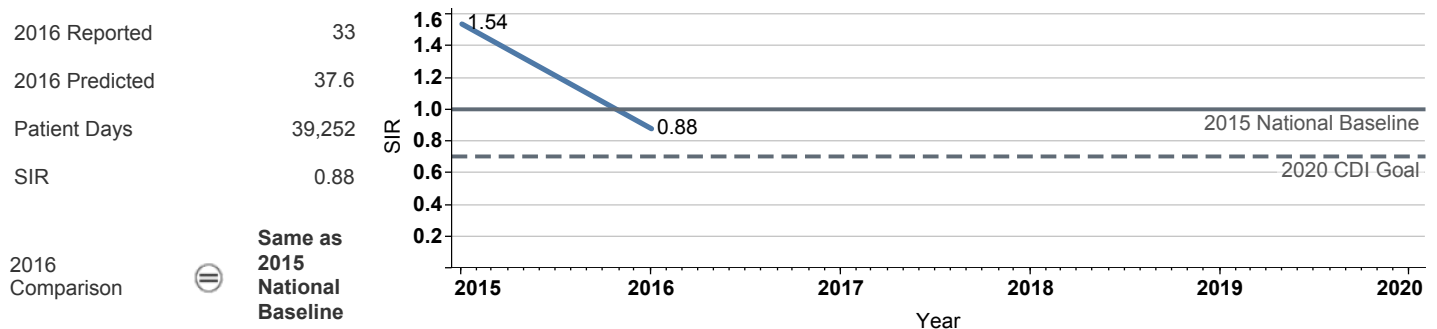
Methicillin-Resistant *Staphylococcus aureus* Bloodstream Infection (MRSA BSI)



Vancomycin-Resistant *Enterococcus* Bloodstream Infection (VRE BSI)



Clostridium difficile Infection (CDI)



Surgical Site Infection (SSI)

Procedure Type	Reported SSI	Predicted SSI	Number of Procedures	SIR	Compared with 2015 National Baseline
Appendix surgery	1	0.3	113	3.57	⊖ Same
Bile duct, liver or pancreatic surgery	1	0.3	29	3.85	⊖ Same
Cardiac surgery	0	0.0	3	Not enough procedures to calculate SIR	
Colon surgery	3	2.1	94	1.42	⊖ Same
Coronary bypass, chest and donor in..	0	0.0	4	Not enough procedures to calculate SIR	
Exploratory abdominal surgery (lapar..	2	0.8	186	2.42	⊖ Same
Gallbladder surgery	2	0.8	256	2.48	⊖ Same
Gastric surgery	1	1.0	219	0.98	⊖ Same
Hip prosthesis	1	1.6	248	0.64	⊖ Same
Hysterectomy, abdominal	0	0.6	108	0.00	⊖ Same
Hysterectomy, vaginal	0	0.0	5	Not enough procedures to calculate SIR	
Kidney surgery	0	0.0	2	Not enough procedures to calculate SIR	
Knee prosthesis	1	0.9	259	1.08	⊖ Same
Laminectomy	1	0.4	102	2.84	⊖ Same
Open reduction of fracture	0	0.8	116	0.00	⊖ Same
Ovarian surgery	0	0.1	125	Not enough procedures to calculate SIR	
Pacemaker surgery	0	0.0	18	Not enough procedures to calculate SIR	
Rectal surgery	0	0.3	11	0.00	⊖ Same
Small bowel surgery	1	1.0	53	0.99	⊖ Same
Spinal fusion	1	0.8	85	1.32	⊖ Same
Spleen surgery	0	0.0	1	Not enough procedures to calculate SIR	
Thoracic surgery	0	0.1	36	Not enough procedures to calculate SIR	

Data tables available from the California Health and Human Services Open Data Portal: <https://chhs.data.ca.gov/>

Information on interpreting this report: <https://www.cdph.ca.gov/Programs/CHCQ/HAI/Pages/AnnualHAIRports.aspx>