

Healthcare-Associated Infections Report, 2016



Pacifica Hospital of the Valley (Sun Valley)

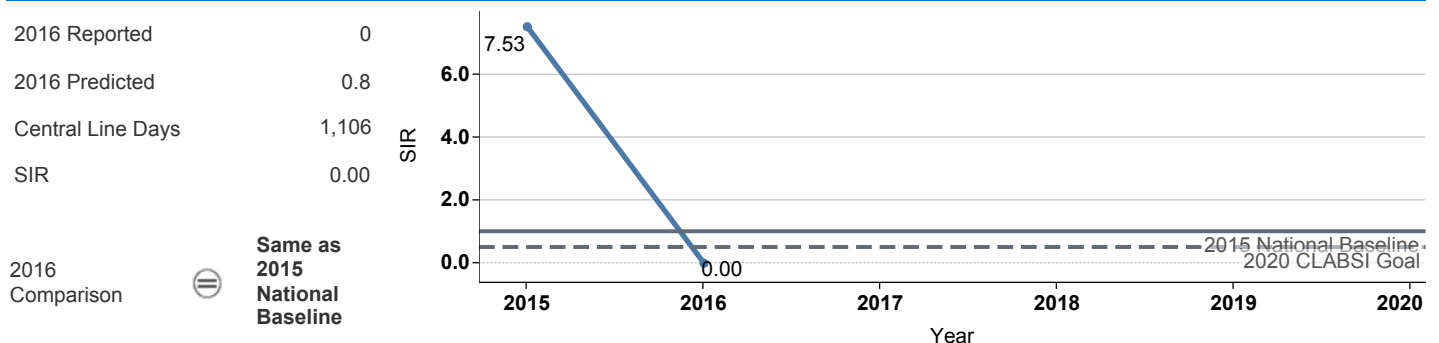
Hospital Characteristics

County: **Los Angeles** Medical School Affiliation: **No** Hospital Type: **Community, 125 – 250 beds**

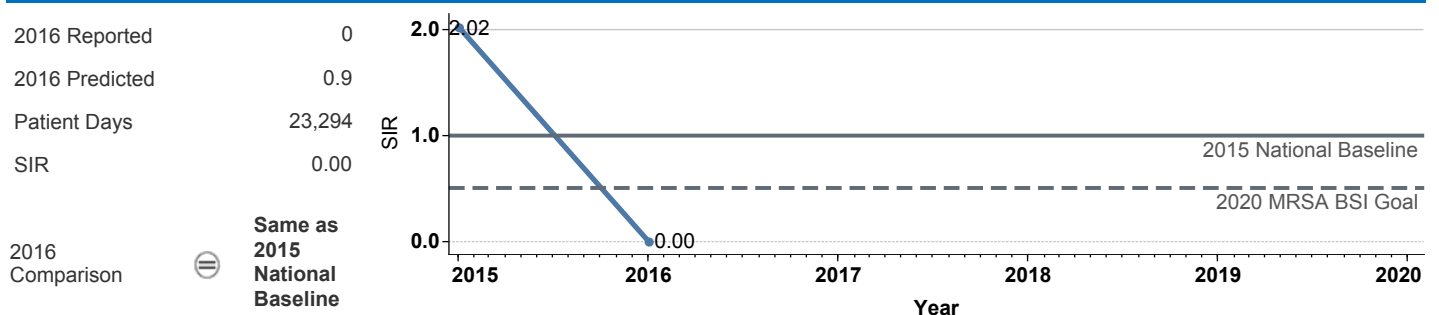
Select by Facility Name: **Pacifica Hospital of the Valley**

The **blue lines** show this hospital's healthcare-associated infection (HAI) incidence for 2015 and 2016, reported as standardized infection ratios (SIR) when possible. Each result is interpreted as the **⊖ Same**, **★ Better**, or **✘ Worse** than the national or state comparison.

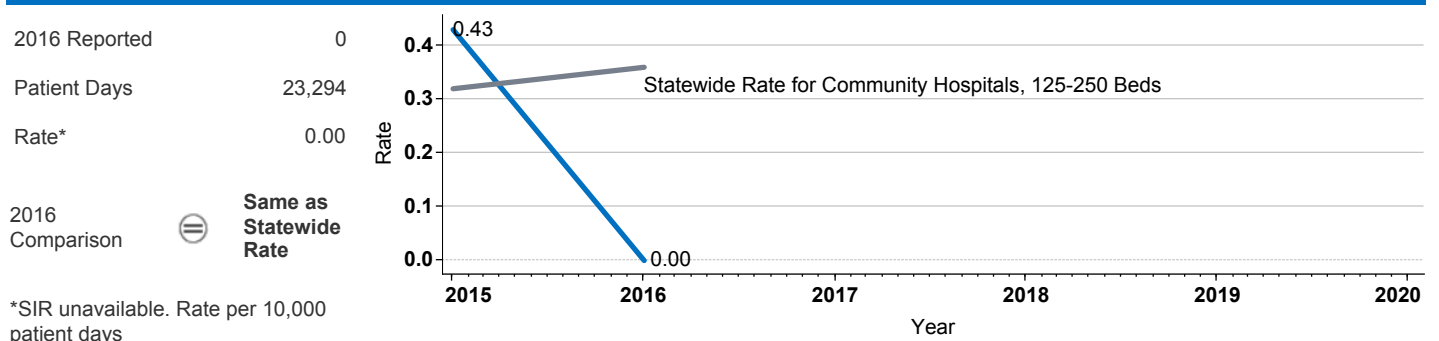
Central Line Associated Bloodstream Infection (CLABSI)



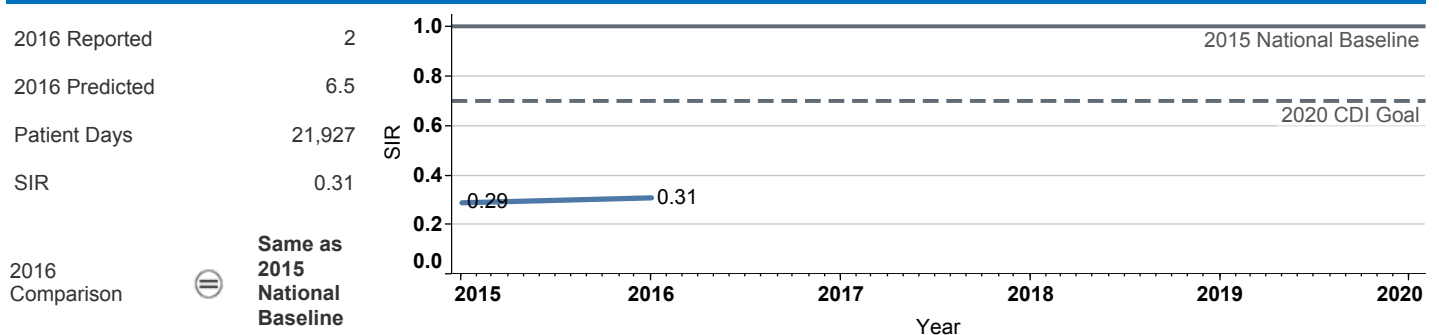
Methicillin-Resistant *Staphylococcus aureus* Bloodstream Infection (MRSA BSI)



Vancomycin-Resistant *Enterococcus* Bloodstream Infection (VRE BSI)



Clostridium difficile Infection (CDI)



Surgical Site Infection (SSI)

Procedure Type	Reported SSI	Predicted SSI	Number of Procedures	SIR	Compared with 2015 National Baseline
Appendix surgery	0	0.0	20	Not enough procedures to calculate SIR	
Cesarean section	0	0.1	153	Not enough procedures to calculate SIR	
Colon surgery	1	0.2	8	4.33	⊖ Same
Exploratory abdominal surgery (lapar..	0	0.1	14	Not enough procedures to calculate SIR	
Gallbladder surgery	0	0.0	36	Not enough procedures to calculate SIR	
Gastric surgery	0	0.1	31	Not enough procedures to calculate SIR	
Hip prosthesis	0	0.0	4	Not enough procedures to calculate SIR	
Hysterectomy, abdominal	0	0.1	34	Not enough procedures to calculate SIR	
Hysterectomy, vaginal	0	0.0	7	Not enough procedures to calculate SIR	
Knee prosthesis	0	0.0	9	Not enough procedures to calculate SIR	
Open reduction of fracture	0	0.1	16	Not enough procedures to calculate SIR	
Ovarian surgery	0	0.0	31	Not enough procedures to calculate SIR	
Pacemaker surgery	0	0.0	3	Not enough procedures to calculate SIR	
Small bowel surgery	0	0.1	3	Not enough procedures to calculate SIR	

Data tables available from the California Health and Human Services Open Data Portal: <https://chhs.data.ca.gov/>

Information on interpreting this report: <https://www.cdph.ca.gov/Programs/CHCQ/HAH/Pages/AnnualHAIRReports.aspx>