

# Healthcare-Associated Infections Report, 2016



## Mission Community Hospital (Panorama City)

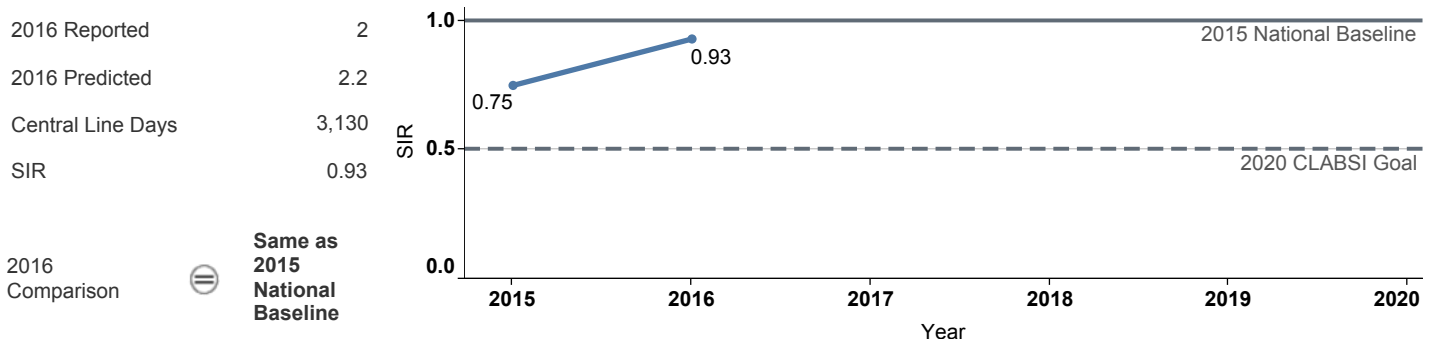
### Hospital Characteristics

County: **Los Angeles** Medical School Affiliation: **No** Hospital Type: **Community, < 125 beds**

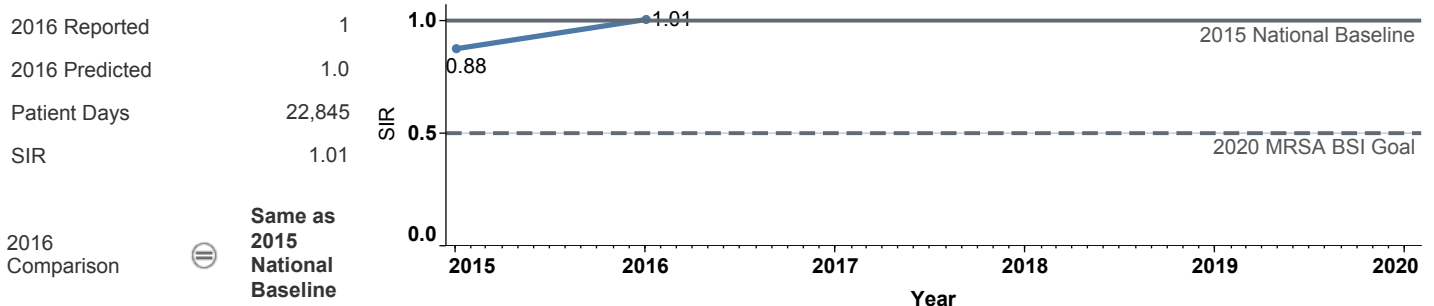
Select by Facility Name: **Mission Community Hospital**

The **blue lines** show this hospital's healthcare-associated infection (HAI) incidence for 2015 and 2016, reported as standardized infection ratios (SIR) when possible. Each result is interpreted as the **⊖ Same**, **★ Better**, or **✘ Worse** than the national or state comparison.

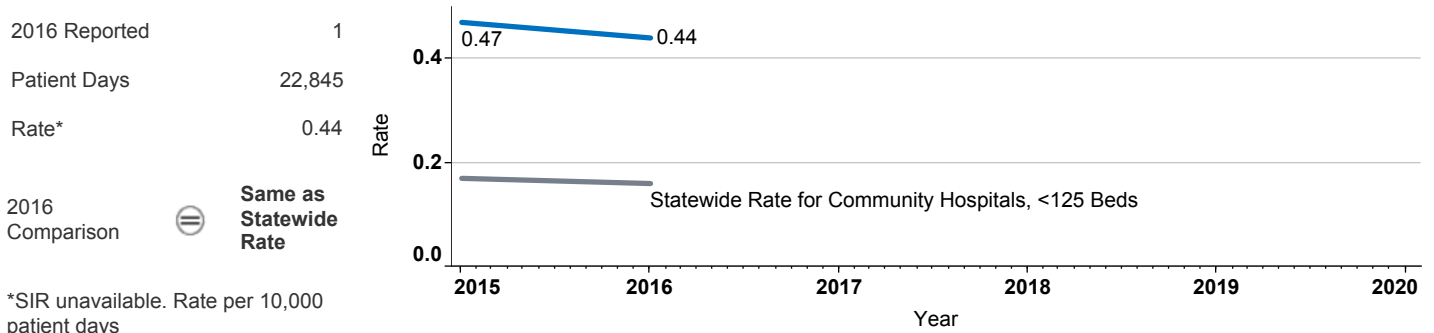
### Central Line Associated Bloodstream Infection (CLABSI)



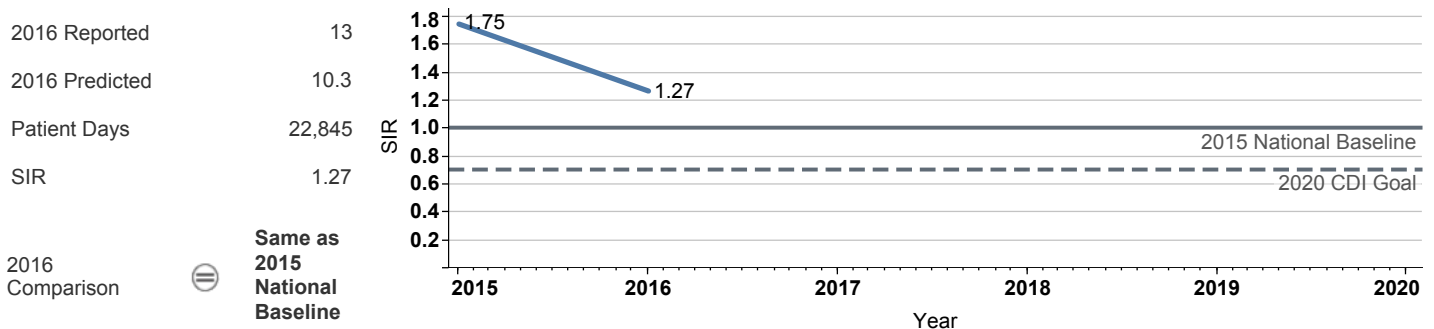
### Methicillin-Resistant *Staphylococcus aureus* Bloodstream Infection (MRSA BSI)



### Vancomycin-Resistant *Enterococcus* Bloodstream Infection (VRE BSI)



### Clostridium difficile Infection (CDI)



## Surgical Site Infection (SSI)

Procedure Type	Reported SSI	Predicted SSI	Number of Procedures	SIR	Compared with 2015 National Baseline
Cardiac surgery	0	0.0	1	<b>Not enough procedures to calculate SIR</b>	
Colon surgery	0	0.1	3	<b>Not enough procedures to calculate SIR</b>	
Gallbladder surgery	0	0.0	4	<b>Not enough procedures to calculate SIR</b>	
Hip prosthesis	0	0.3	60	<b>0.00</b>	⊖ <b>Same</b>
Hysterectomy, abdominal	0	0.0	1	<b>Not enough procedures to calculate SIR</b>	
Kidney transplant	0	0.0	2	<b>Not enough procedures to calculate SIR</b>	
Knee prosthesis	1	0.5	135	<b>1.91</b>	⊖ <b>Same</b>
Laminectomy	0	0.1	34	<b>Not enough procedures to calculate SIR</b>	
Open reduction of fracture	0	0.2	33	<b>0.00</b>	⊖ <b>Same</b>
Spinal fusion	0	0.5	117	<b>0.00</b>	⊖ <b>Same</b>

Data tables available from the California Health and Human Services Open Data Portal: <https://chhs.data.ca.gov/>

Information on interpreting this report: <https://www.cdph.ca.gov/Programs/CHCQ/HAI/Pages/AnnualHAIReporsts.aspx>