

Healthcare-Associated Infections Report, 2016



Methodist Hospital of Southern California (Arcadia)

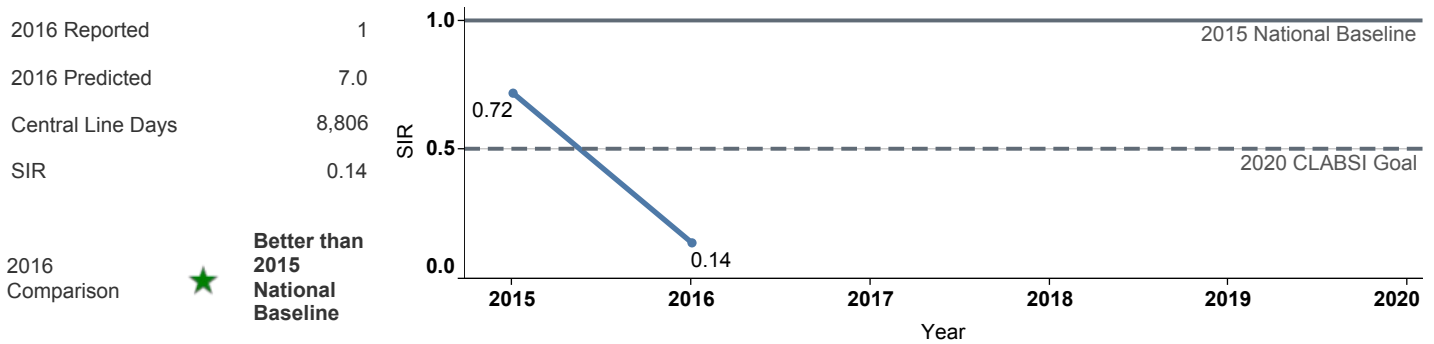
Hospital Characteristics

County: **Los Angeles** Medical School Affiliation: **No** Hospital Type: **Community, > 250 beds**

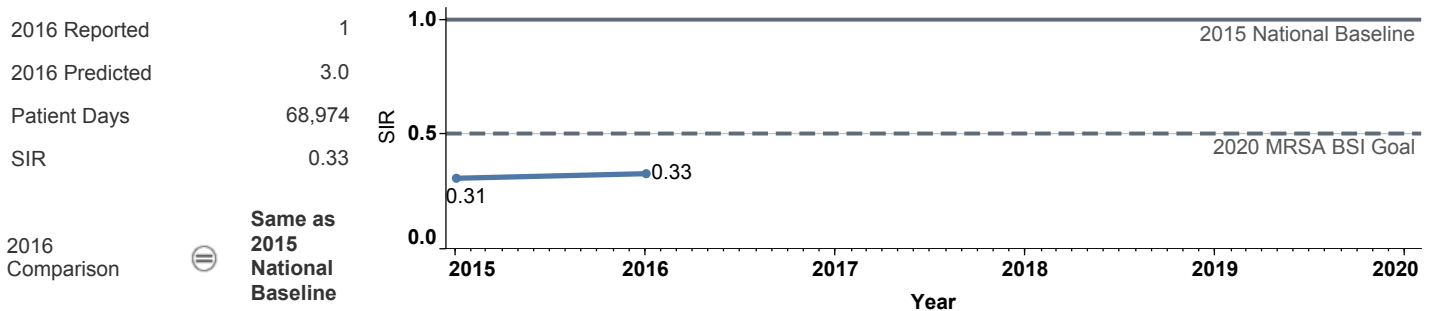
Select by Facility Name: **Methodist Hospital of Souther..**

The **blue lines** show this hospital's healthcare-associated infection (HAI) incidence for 2015 and 2016, reported as standardized infection ratios (SIR) when possible. Each result is interpreted as the ☹ Same, ★ Better, or ✖ Worse than the national or state comparison.

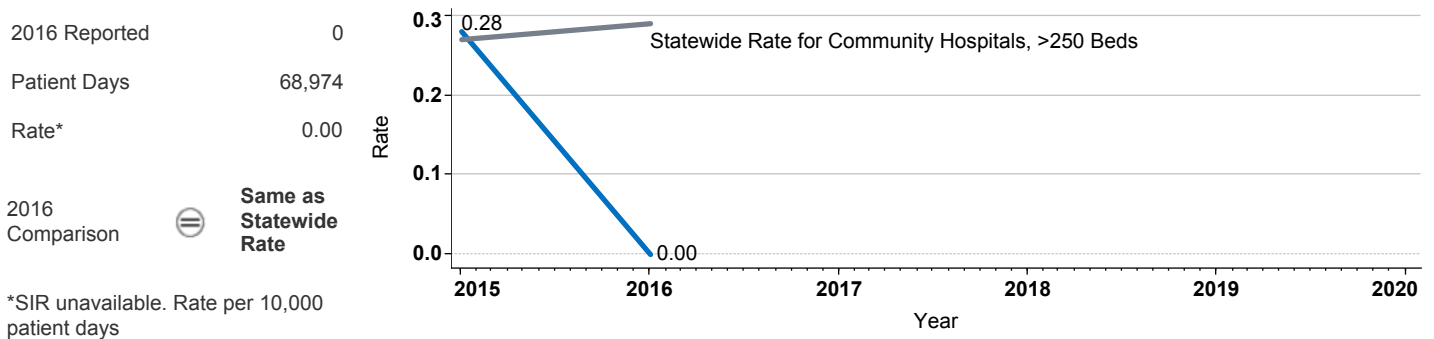
Central Line Associated Bloodstream Infection (CLABSI)



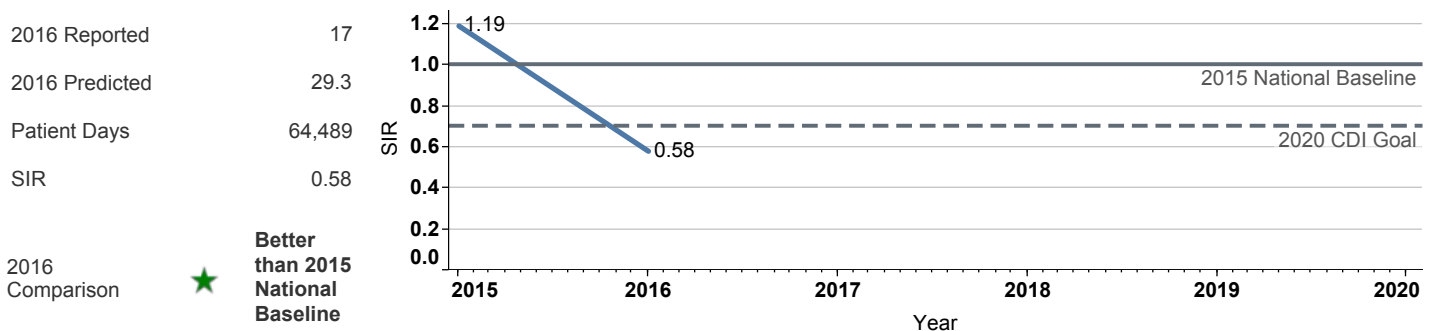
Methicillin-Resistant *Staphylococcus aureus* Bloodstream Infection (MRSA BSI)



Vancomycin-Resistant *Enterococcus* Bloodstream Infection (VRE BSI)



Clostridium difficile Infection (CDI)



Surgical Site Infection (SSI)

Procedure Type	Reported SSI	Predicted SSI	Number of Procedures	SIR	Compared with 2015 National Baseline
Appendix surgery	0	0.4	163	0.00	☹ Same
Bile duct, liver or pancreatic surgery	0	0.3	24	0.00	☹ Same
Cardiac surgery	0	0.0	19	Not enough procedures to calculate SIR	
Cesarean section	1	0.4	525	2.40	☹ Same
Colon surgery	1	3.0	168	0.33	☹ Same
Coronary bypass, chest and donor in..	0	0.3	46	0.00	☹ Same
Coronary bypass, chest incision only	0	0.1	12	Not enough procedures to calculate SIR	
Exploratory abdominal surgery (lapar..	1	1.1	331	0.90	☹ Same
Gallbladder surgery	1	1.2	292	0.84	☹ Same
Gastric surgery	0	0.6	137	0.00	☹ Same
Hip prosthesis	0	1.1	199	0.00	☹ Same
Hysterectomy, abdominal	5	1.3	158	3.99	✖ Worse
Hysterectomy, vaginal	0	0.9	218	0.00	☹ Same
Kidney surgery	0	0.0	9	Not enough procedures to calculate SIR	
Knee prosthesis	3	1.6	365	1.94	☹ Same
Laminectomy	0	0.4	136	0.00	☹ Same
Open reduction of fracture	0	1.1	188	0.00	☹ Same
Ovarian surgery	0	0.2	354	0.00	☹ Same
Pacemaker surgery	0	0.2	142	0.00	☹ Same
Rectal surgery	0	0.4	44	0.00	☹ Same
Small bowel surgery	1	1.4	76	0.71	☹ Same
Spinal fusion	2	1.3	165	1.50	☹ Same
Spleen surgery	0	0.0	6	Not enough procedures to calculate SIR	
Thoracic surgery	0	0.1	53	Not enough procedures to calculate SIR	

Data tables available from the California Health and Human Services Open Data Portal: <https://chhs.data.ca.gov/>

Information on interpreting this report: <https://www.cdph.ca.gov/Programs/CHCQ/HAI/Pages/AnnualHAIReports.aspx>