

# Healthcare-Associated Infections Report, 2016



## Marina Del Rey Hospital (Marina del Rey)

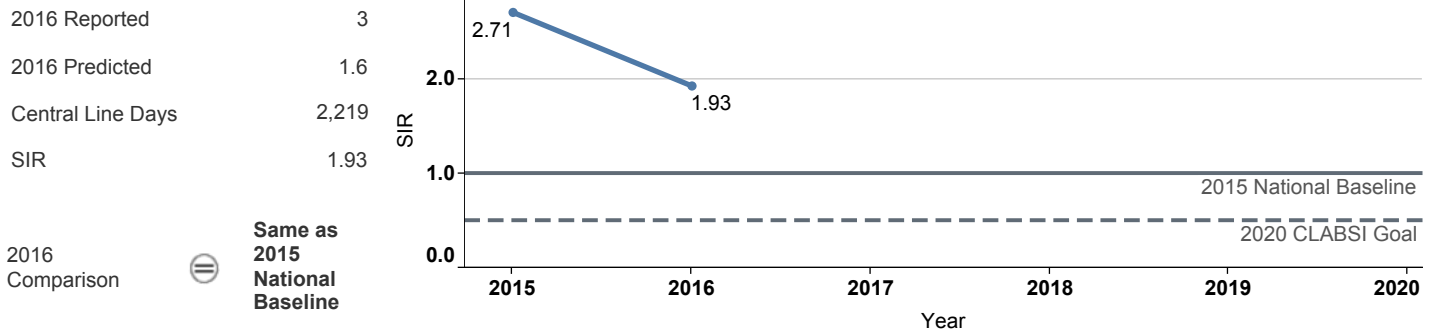
### Hospital Characteristics

County: **Los Angeles**    Medical School Affiliation: **No**    Hospital Type: **Community, 125 – 250 beds**

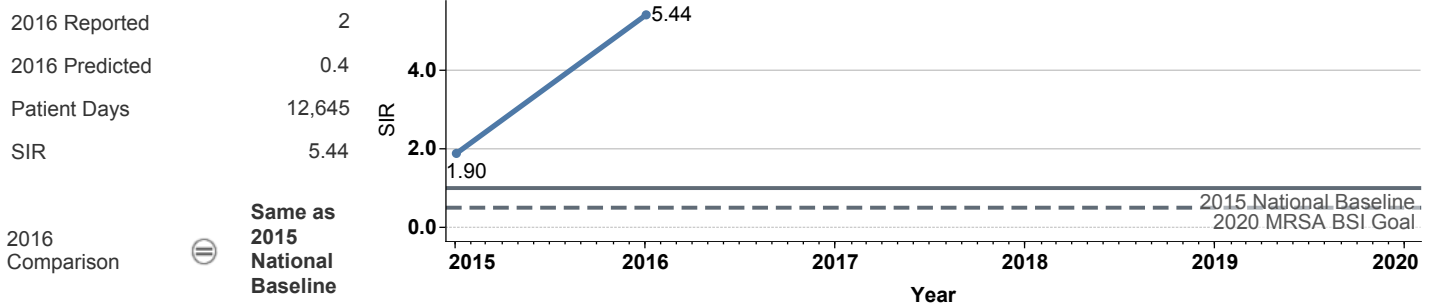
Select by Facility Name  
Marina Del Rey Hospital

The **blue lines** show this hospital's healthcare-associated infection (HAI) incidence for 2015 and 2016, reported as standardized infection ratios (SIR) when possible. Each result is interpreted as the **⊖ Same**, **★ Better**, or **✘ Worse** than the national or state comparison.

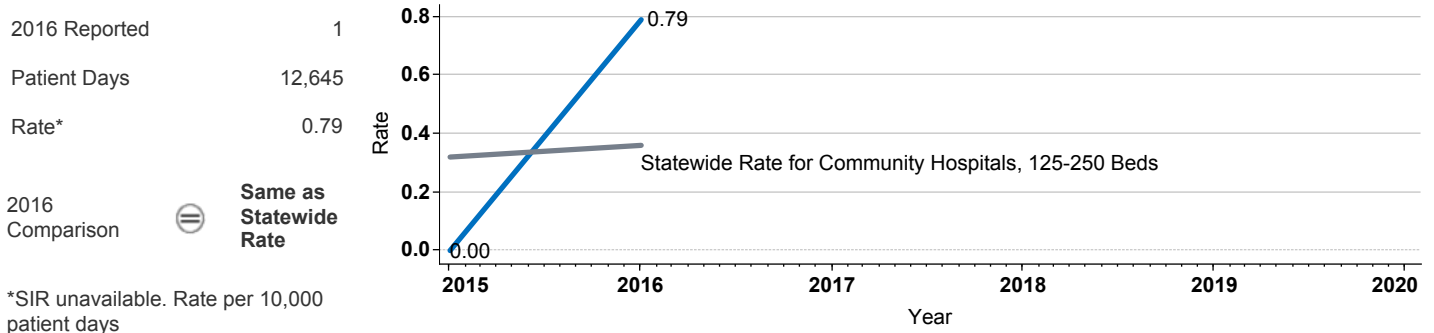
### Central Line Associated Bloodstream Infection (CLABSI)



### Methicillin-Resistant *Staphylococcus aureus* Bloodstream Infection (MRSA BSI)

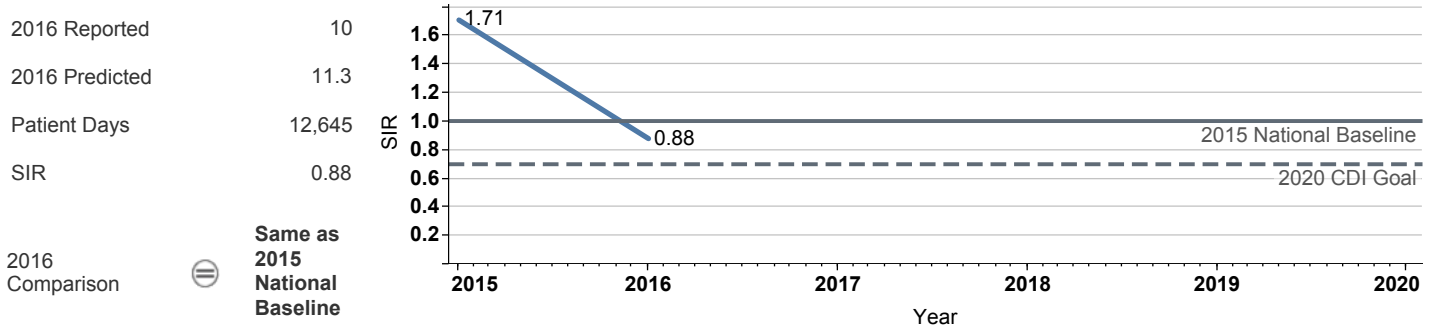


### Vancomycin-Resistant *Enterococcus* Bloodstream Infection (VRE BSI)



\*SIR unavailable. Rate per 10,000 patient days

### Clostridium difficile Infection (CDI)



## Surgical Site Infection (SSI)

Procedure Type	Reported SSI	Predicted SSI	Number of Procedures	SIR	Compared with 2015 National Baseline
Appendix surgery	0	0.0	24	<b>Not enough procedures to calculate SIR</b>	
Bile duct, liver or pancreatic surgery	0	0.2	43	<b>0.00</b>	⊖ Same
Colon surgery	0	0.6	30	<b>0.00</b>	⊖ Same
Exploratory abdominal surgery (lapar..	0	0.2	50	<b>Not enough procedures to calculate SIR</b>	
Gallbladder surgery	0	0.1	31	<b>Not enough procedures to calculate SIR</b>	
Gastric surgery	0	1.5	415	<b>0.00</b>	⊖ Same
Hip prosthesis	0	0.4	59	<b>0.00</b>	⊖ Same
Hysterectomy, abdominal	0	0.0	4	<b>Not enough procedures to calculate SIR</b>	
Kidney surgery	0	0.0	2	<b>Not enough procedures to calculate SIR</b>	
Knee prosthesis	1	0.2	56	<b>4.67</b>	⊖ Same
Laminectomy	1	1.6	547	<b>0.64</b>	⊖ Same
Open reduction of fracture	0	0.4	71	<b>0.00</b>	⊖ Same
Ovarian surgery	0	0.0	8	<b>Not enough procedures to calculate SIR</b>	
Pacemaker surgery	0	0.0	7	<b>Not enough procedures to calculate SIR</b>	
Rectal surgery	0	0.1	7	<b>Not enough procedures to calculate SIR</b>	
Small bowel surgery	0	0.4	19	<b>0.00</b>	⊖ Same
Spinal fusion	1	1.7	456	<b>0.60</b>	⊖ Same
Thoracic surgery	0	0.7	335	<b>0.00</b>	⊖ Same

Data tables available from the California Health and Human Services Open Data Portal: <https://chhs.data.ca.gov/>

Information on interpreting this report: <https://www.cdph.ca.gov/Programs/CHCQ/HAI/Pages/AnnualHAIRports.aspx>