

# Healthcare-Associated Infections Report, 2016



## Lakewood Regional Medical Center (Lakewood)

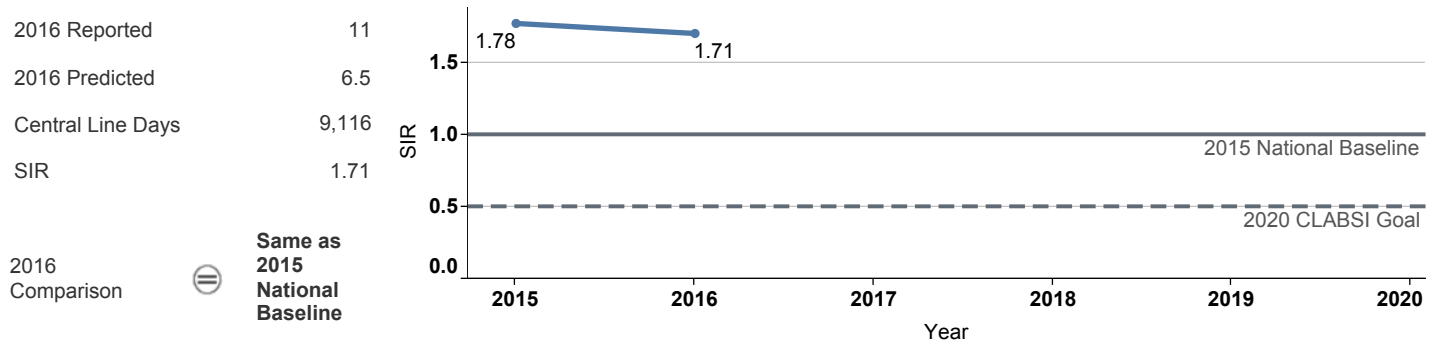
### Hospital Characteristics

County: **Los Angeles** Medical School Affiliation: **No** Hospital Type: **Community, 125 – 250 beds**

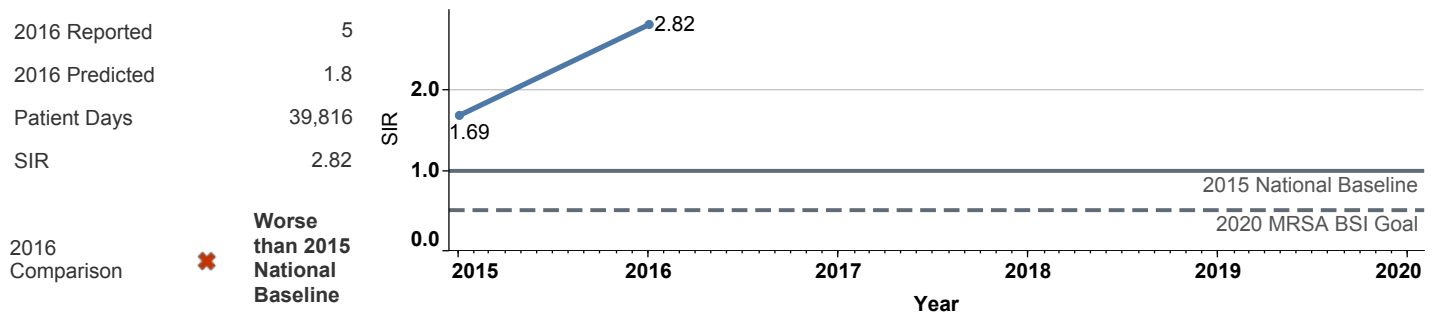
Select by Facility Name: **Lakewood Regional Medical C..**

The **blue lines** show this hospital's healthcare-associated infection (HAI) incidence for 2015 and 2016, reported as standardized infection ratios (SIR) when possible. Each result is interpreted as the **⊖ Same**, **★ Better**, or **✘ Worse** than the national or state comparison.

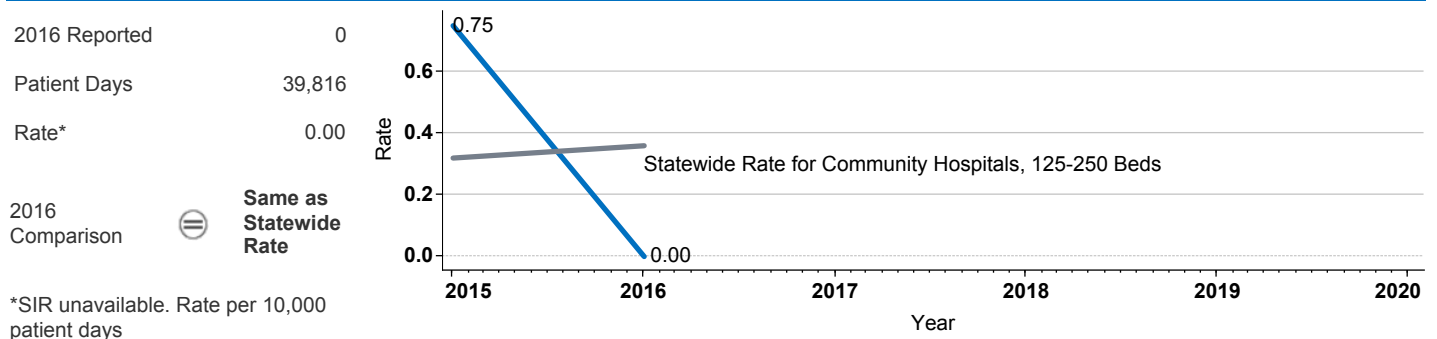
### Central Line Associated Bloodstream Infection (CLABSI)



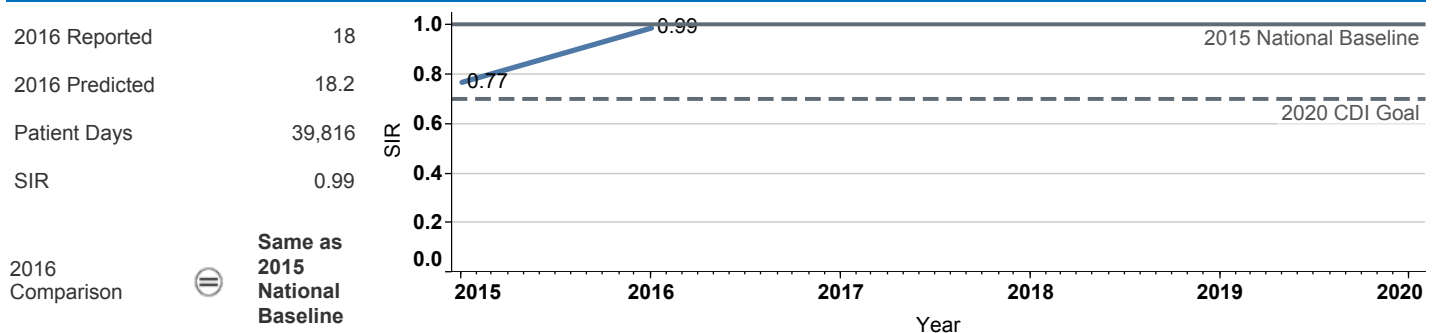
### Methicillin-Resistant *Staphylococcus aureus* Bloodstream Infection (MRSA BSI)



### Vancomycin-Resistant *Enterococcus* Bloodstream Infection (VRE BSI)



### Clostridium difficile Infection (CDI)



## Surgical Site Infection (SSI)

Procedure Type	Reported SSI	Predicted SSI	Number of Procedures	SIR	Compared with 2015 National Baseline
Abdominal aortic aneurysm repair	0	0.1	8	<b>Not enough procedures to calculate SIR</b>	
Appendix surgery	0	0.2	84	<b>Not enough procedures to calculate SIR</b>	
Bile duct, liver or pancreatic surgery	0	0.0	1	<b>Not enough procedures to calculate SIR</b>	
Cardiac surgery	0	0.0	3	<b>Not enough procedures to calculate SIR</b>	
Colon surgery	0	1.1	50	<b>0.00</b>	⊖ Same
Coronary bypass, chest and donor in..	1	0.4	65	<b>2.28</b>	⊖ Same
Coronary bypass, chest incision only	0	0.3	49	<b>0.00</b>	⊖ Same
Exploratory abdominal surgery (lapar..	1	0.4	84	<b>2.58</b>	⊖ Same
Gallbladder surgery	0	0.4	148	<b>0.00</b>	⊖ Same
Gastric surgery	1	0.1	7	<b>Not enough procedures to calculate SIR</b>	
Hip prosthesis	1	0.7	104	<b>1.43</b>	⊖ Same
Hysterectomy, abdominal	0	0.3	42	<b>0.00</b>	⊖ Same
Hysterectomy, vaginal	0	0.0	4	<b>Not enough procedures to calculate SIR</b>	
Knee prosthesis	1	1.8	255	<b>0.57</b>	⊖ Same
Laminectomy	1	0.3	92	<b>3.46</b>	⊖ Same
Open reduction of fracture	0	0.2	46	<b>0.00</b>	⊖ Same
Ovarian surgery	0	0.0	32	<b>Not enough procedures to calculate SIR</b>	
Pacemaker surgery	0	0.0	20	<b>Not enough procedures to calculate SIR</b>	
Small bowel surgery	0	0.2	8	<b>Not enough procedures to calculate SIR</b>	
Spinal fusion	0	0.1	29	<b>Not enough procedures to calculate SIR</b>	
Thoracic surgery	0	0.1	40	<b>Not enough procedures to calculate SIR</b>	

Data tables available from the California Health and Human Services Open Data Portal: <https://chhs.data.ca.gov/>

Information on interpreting this report: <https://www.cdph.ca.gov/Programs/CHCQ/HAH/Pages/AnnualHAIRReports.aspx>