

# Healthcare-Associated Infections Report, 2016



## LAC+USC Medical Center (Los Angeles)

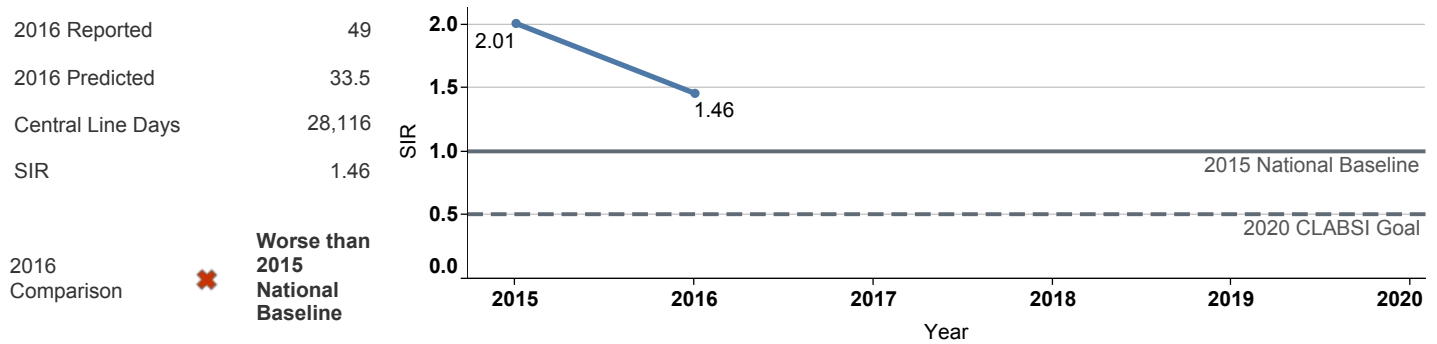
### Hospital Characteristics

County: **Los Angeles**  
 Medical School Affiliation: **Major**  
 Hospital Type: **Major Teaching**

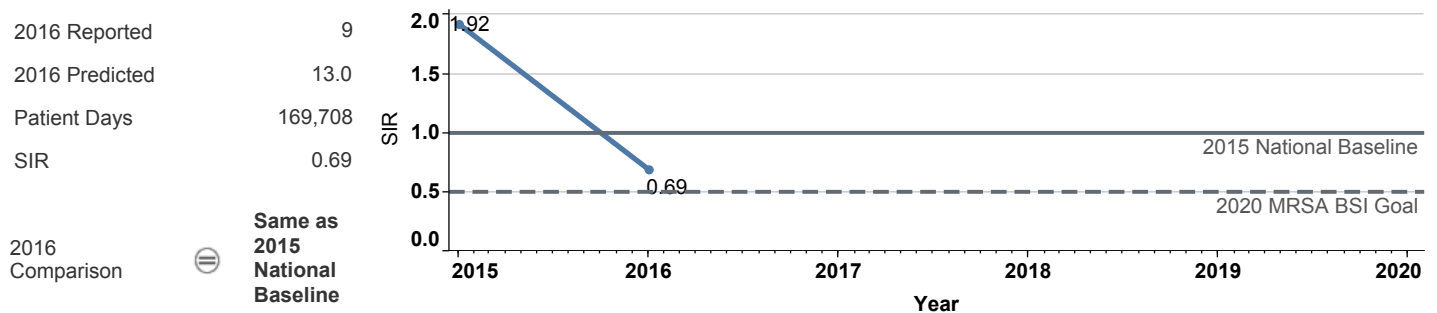
Select by Facility Name  
 LAC+USC Medical Center

The **blue lines** show this hospital's healthcare-associated infection (HAI) incidence for 2015 and 2016, reported as standardized infection ratios (SIR) when possible. Each result is interpreted as the ☹ Same, ★ Better, or ✖ Worse than the national or state comparison.

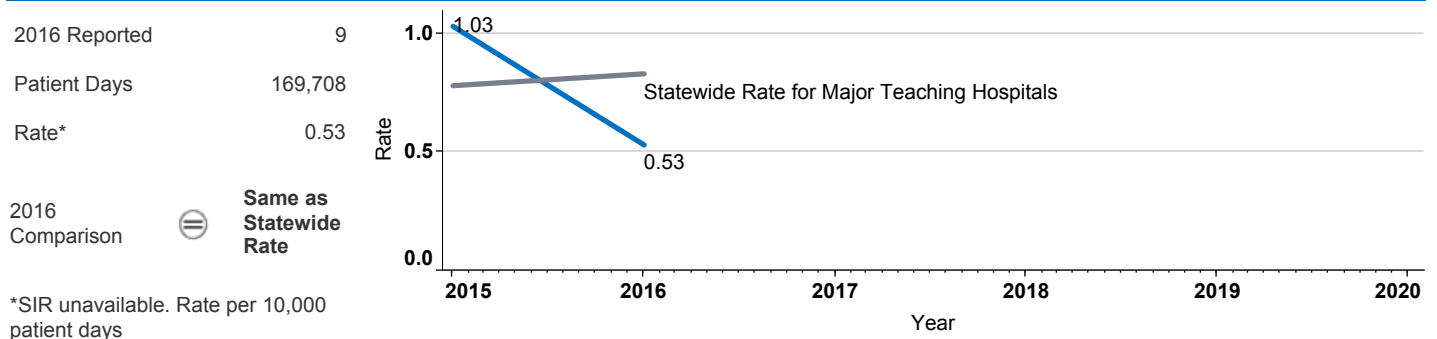
### Central Line Associated Bloodstream Infection (CLABSI)



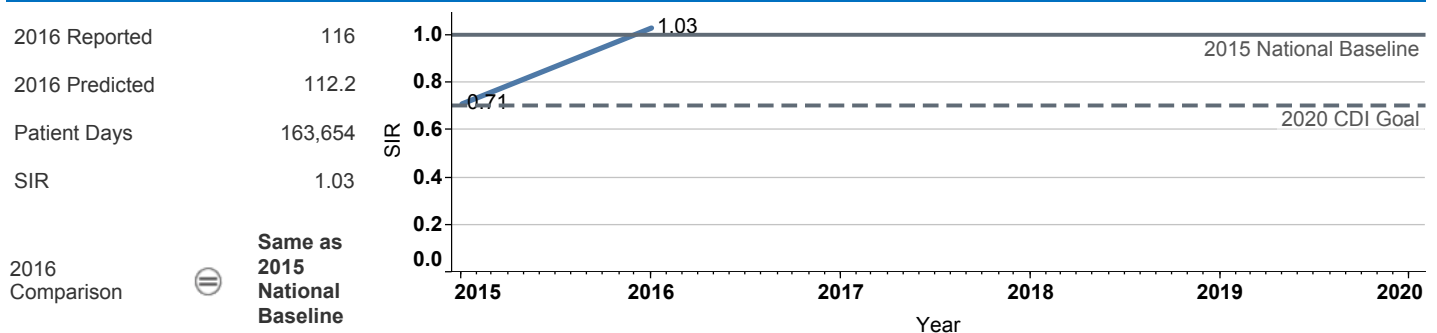
### Methicillin-Resistant *Staphylococcus aureus* Bloodstream Infection (MRSA BSI)



### Vancomycin-Resistant *Enterococcus* Bloodstream Infection (VRE BSI)



### Clostridium difficile Infection (CDI)



Surgical Site Infection (SSI)

Procedure Type	Reported SSI	Predicted SSI	Number of Procedures	SIR	Compared with 2015 National Baseline
Abdominal aortic aneurysm repair	0	0.3	38	0.00	⊖ Same
Appendix surgery	0	1.3	214	0.00	⊖ Same
Bile duct, liver or pancreatic surgery	0	2.1	44	0.00	⊖ Same
Cardiac surgery	0	0.5	108	0.00	⊖ Same
Cesarean section	1	0.8	204	1.32	⊖ Same
Colon surgery	0	2.1	62	0.00	⊖ Same
Coronary bypass, chest and donor in..	0	0.5	60	0.00	⊖ Same
Exploratory abdominal surgery (lapar..	0	6.9	790	0.00	★ Better
Gallbladder surgery	3	1.5	510	2.03	⊖ Same
Gastric surgery	0	0.1	10	Not enough procedures to calculate SIR	
Hip prosthesis	0	0.0	2	Not enough procedures to calculate SIR	
Hysterectomy, abdominal	1	3.5	308	0.28	⊖ Same
Hysterectomy, vaginal	0	0.6	83	0.00	⊖ Same
Kidney surgery	0	0.3	89	0.00	⊖ Same
Knee prosthesis	0	0.0	1	Not enough procedures to calculate SIR	
Laminectomy	0	0.3	79	0.00	⊖ Same
Open reduction of fracture	1	5.5	474	0.18	★ Better
Ovarian surgery	0	0.1	162	Not enough procedures to calculate SIR	
Pacemaker surgery	0	0.0	2	Not enough procedures to calculate SIR	
Rectal surgery	0	0.3	16	0.00	⊖ Same
Small bowel surgery	1	0.4	20	2.35	⊖ Same
Spinal fusion	0	0.0	3	Not enough procedures to calculate SIR	
Spleen surgery	0	0.1	11	Not enough procedures to calculate SIR	
Thoracic surgery	0	0.1	23	Not enough procedures to calculate SIR	

Data tables available from the California Health and Human Services Open Data Portal: <https://chhs.data.ca.gov/>

Information on interpreting this report: <https://www.cdph.ca.gov/Programs/CHCQ/HAI/Pages/AnnualHAIRports.aspx>