

# Healthcare-Associated Infections Report, 2016



## LAC/Rancho Los Amigos National Rehabilitation Center (Downey)

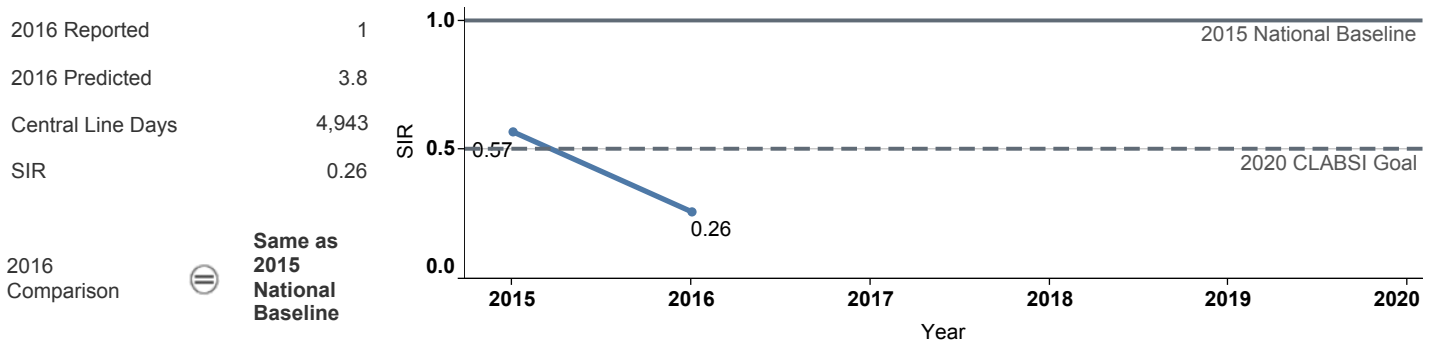
### Hospital Characteristics

County: **Los Angeles**  
 Medical School Affiliation: **Graduate**  
 Hospital Type: **Community, 125 – 250 beds**

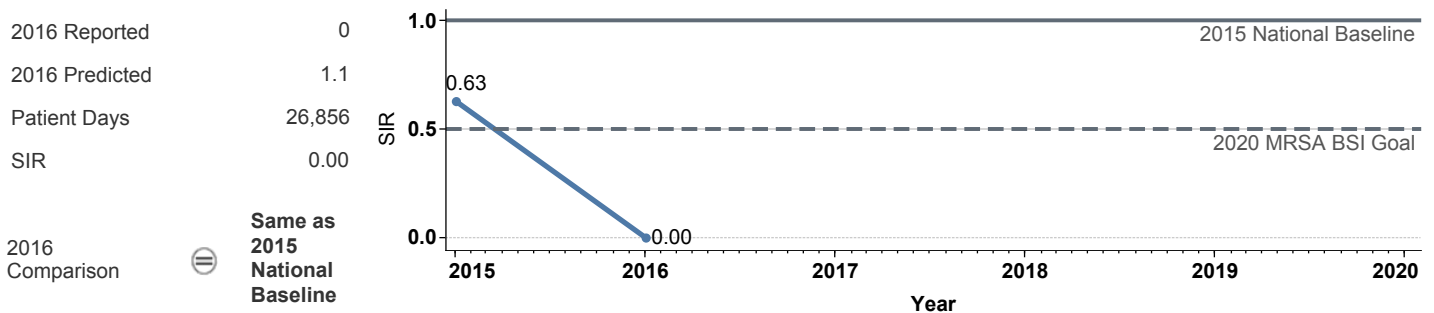
Select by Facility Name  
 LAC/Rancho Los Amigos Nati..

The **blue lines** show this hospital's healthcare-associated infection (HAI) incidence for 2015 and 2016, reported as standardized infection ratios (SIR) when possible. Each result is interpreted as the **⊖ Same**, **★ Better**, or **✘ Worse** than the national or state comparison.

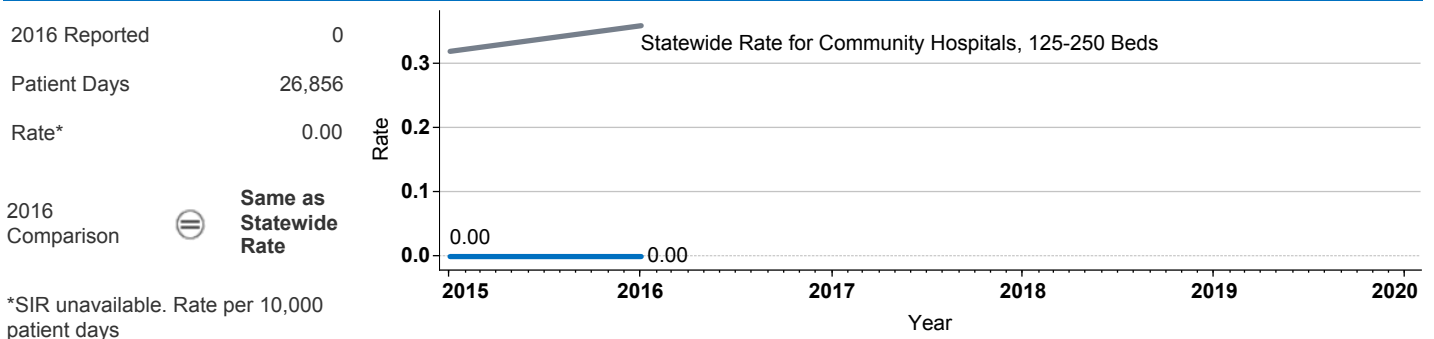
### Central Line Associated Bloodstream Infection (CLABSI)



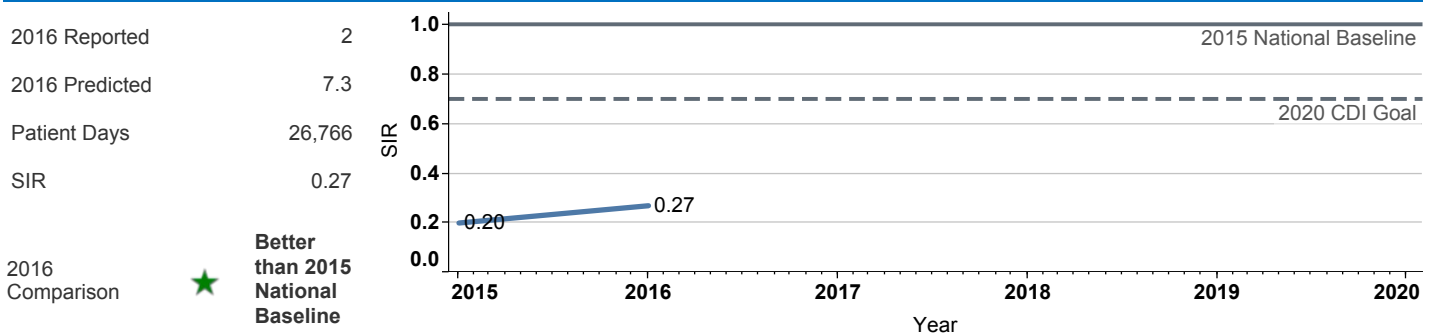
### Methicillin-Resistant *Staphylococcus aureus* Bloodstream Infection (MRSA BSI)



### Vancomycin-Resistant *Enterococcus* Bloodstream Infection (VRE BSI)



### *Clostridium difficile* Infection (CDI)



## Surgical Site Infection (SSI)

Procedure Type	Reported SSI	Predicted SSI	Number of Procedures	SIR	Compared with 2015 National Baseline
Colon surgery	0	0.1	3	<b>Not enough procedures to calculate SIR</b>	
Gallbladder surgery	0	0.0	1	<b>Not enough procedures to calculate SIR</b>	
Hip prosthesis	0	0.8	74	<b>0.00</b>	⊖ <b>Same</b>
Knee prosthesis	0	0.8	100	<b>0.00</b>	⊖ <b>Same</b>
Laminectomy	0	0.0	12	<b>Not enough procedures to calculate SIR</b>	
Pacemaker surgery	0	0.0	14	<b>Not enough procedures to calculate SIR</b>	
Spinal fusion	0	0.0	6	<b>Not enough procedures to calculate SIR</b>	

Data tables available from the California Health and Human Services Open Data Portal: <https://chhs.data.ca.gov/>

Information on interpreting this report: <https://www.cdph.ca.gov/Programs/CHCQ/HAI/Pages/AnnualHAIRports.aspx>