

# Healthcare-Associated Infections Report, 2016



## LAC/Olive View UCLA Medical Center (Sylmar)

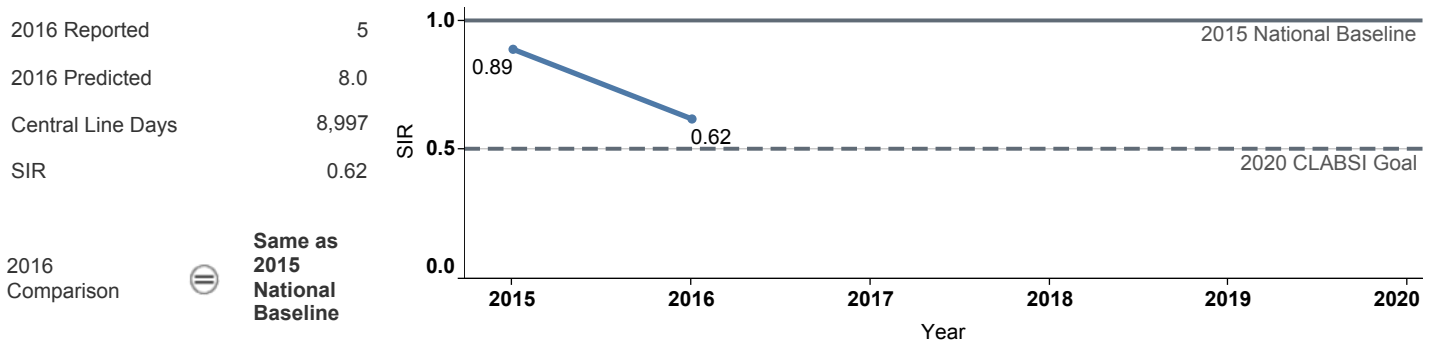
### Hospital Characteristics

County: **Los Angeles** Medical School Affiliation: **Major** Hospital Type: **Major Teaching**

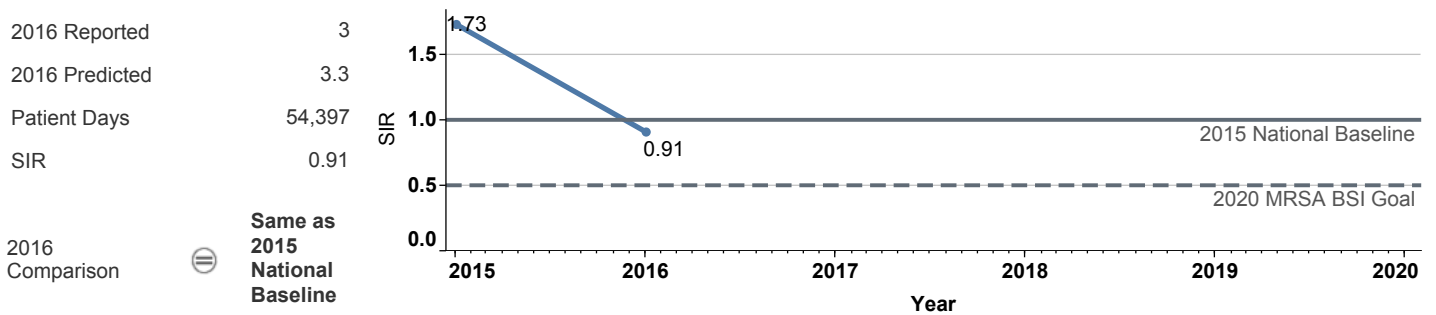
Select by Facility Name: **LAC/Olive View UCLA Medical..**

The **blue lines** show this hospital's healthcare-associated infection (HAI) incidence for 2015 and 2016, reported as standardized infection ratios (SIR) when possible. Each result is interpreted as the **⊖ Same**, **★ Better**, or **✘ Worse** than the national or state comparison.

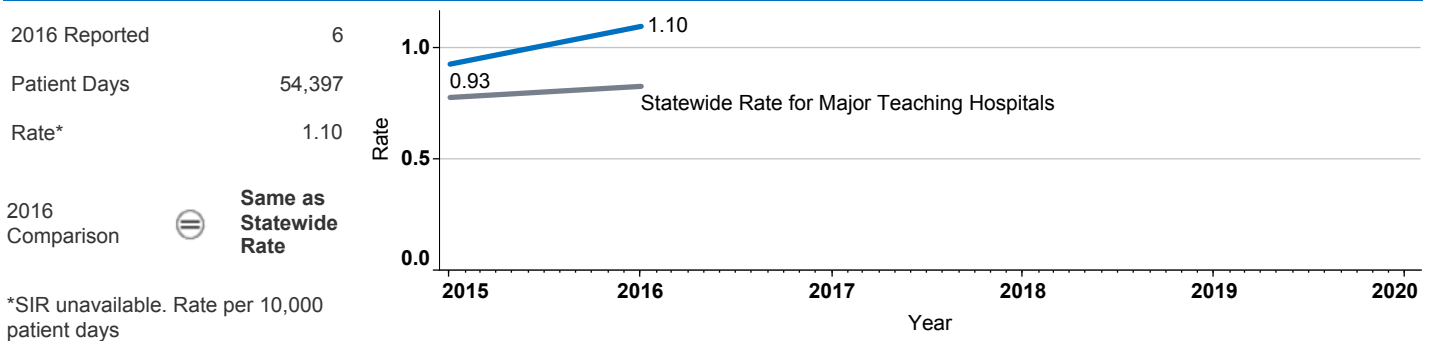
### Central Line Associated Bloodstream Infection (CLABSI)



### Methicillin-Resistant *Staphylococcus aureus* Bloodstream Infection (MRSA BSI)

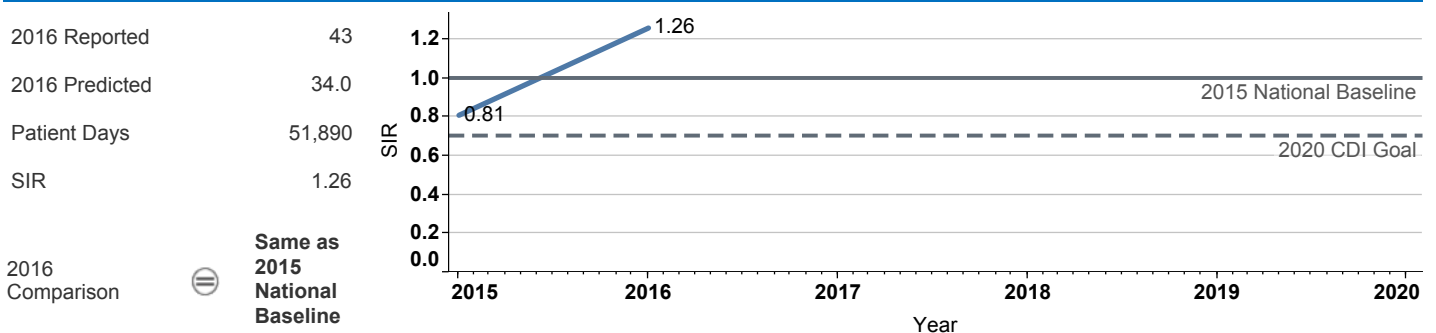


### Vancomycin-Resistant *Enterococcus* Bloodstream Infection (VRE BSI)



\*SIR unavailable. Rate per 10,000 patient days

### *Clostridium difficile* Infection (CDI)



## Surgical Site Infection (SSI)

Procedure Type	Reported SSI	Predicted SSI	Number of Procedures	SIR	Compared with 2015 National Baseline
Abdominal aortic aneurysm repair	0	0.0	1	<b>Not enough procedures to calculate SIR</b>	
Appendix surgery	0	0.3	111	<b>0.00</b>	☹ Same
Bile duct, liver or pancreatic surgery	0	0.3	13	<b>0.00</b>	☹ Same
Cesarean section	0	0.7	172	<b>0.00</b>	☹ Same
Colon surgery	1	0.8	21	<b>1.19</b>	☹ Same
Exploratory abdominal surgery (lapar..	2	0.8	134	<b>2.41</b>	☹ Same
Gallbladder surgery	0	0.4	263	<b>0.00</b>	☹ Same
Gastric surgery	1	0.1	8	<b>Not enough procedures to calculate SIR</b>	
Hysterectomy, abdominal	2	1.6	154	<b>1.22</b>	☹ Same
Hysterectomy, vaginal	1	0.5	61	<b>2.22</b>	☹ Same
Kidney surgery	0	0.2	47	<b>Not enough procedures to calculate SIR</b>	
Open reduction of fracture	0	0.1	14	<b>Not enough procedures to calculate SIR</b>	
Ovarian surgery	0	0.0	46	<b>Not enough procedures to calculate SIR</b>	
Pacemaker surgery	0	0.1	29	<b>Not enough procedures to calculate SIR</b>	
Rectal surgery	0	0.1	9	<b>Not enough procedures to calculate SIR</b>	
Small bowel surgery	0	0.2	8	<b>Not enough procedures to calculate SIR</b>	
Spleen surgery	0	0.0	1	<b>Not enough procedures to calculate SIR</b>	
Thoracic surgery	0	0.0	7	<b>Not enough procedures to calculate SIR</b>	

Data tables available from the California Health and Human Services Open Data Portal: <https://chhs.data.ca.gov/>

Information on interpreting this report: <https://www.cdph.ca.gov/Programs/CHCQ/HAH/Pages/AnnualHAIRReports.aspx>