

# Healthcare-Associated Infections Report, 2016



## Kaiser Foundation Hospital, Woodland Hills (Woodland Hills)

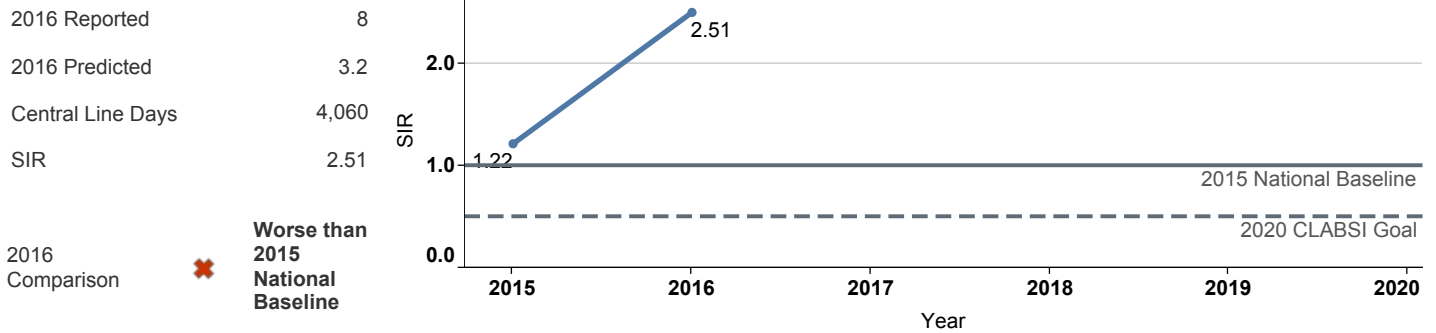
### Hospital Characteristics

County: **Los Angeles** Medical School Affiliation: **No** Hospital Type: **Community, > 250 beds**

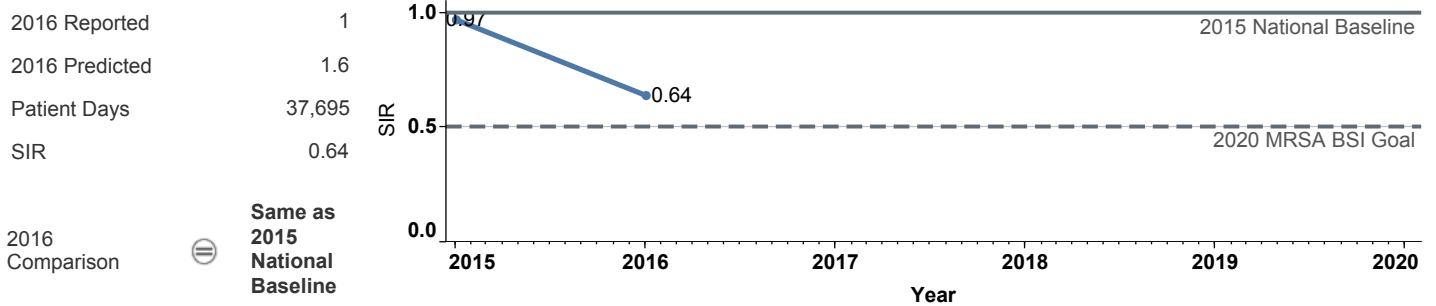
Select by Facility Name: **Kaiser Foundation Hospital, W..**

The **blue lines** show this hospital's healthcare-associated infection (HAI) incidence for 2015 and 2016, reported as standardized infection ratios (SIR) when possible. Each result is interpreted as the **⊖ Same**, **★ Better**, or **✘ Worse** than the national or state comparison.

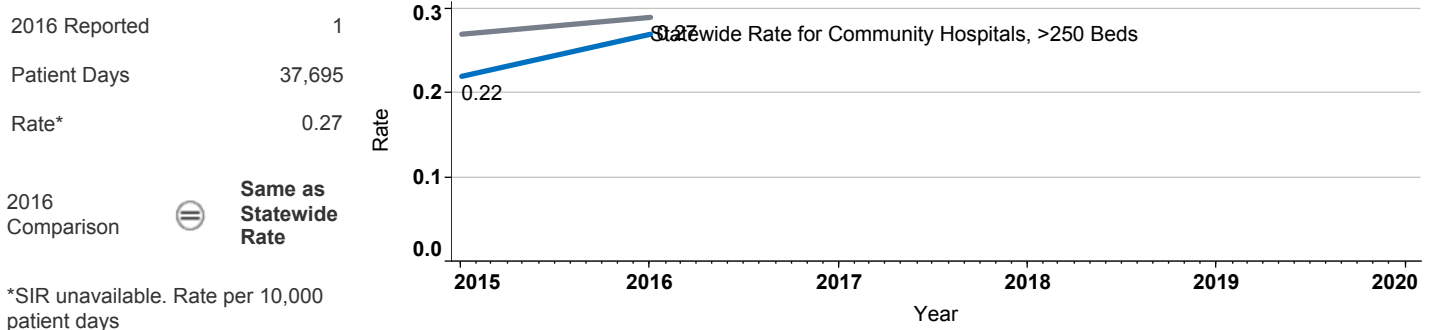
### Central Line Associated Bloodstream Infection (CLABSI)



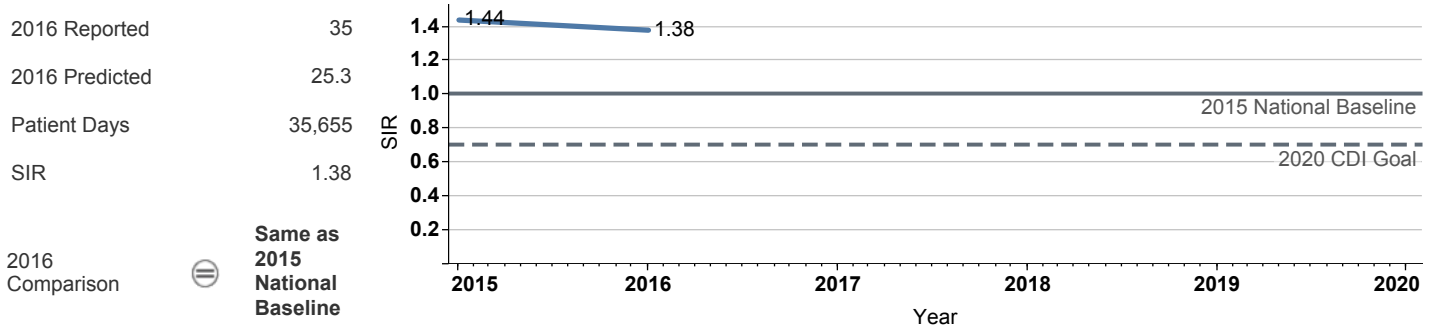
### Methicillin-Resistant *Staphylococcus aureus* Bloodstream Infection (MRSA BSI)



### Vancomycin-Resistant *Enterococcus* Bloodstream Infection (VRE BSI)



### Clostridium difficile Infection (CDI)



## Surgical Site Infection (SSI)

Procedure Type	Reported SSI	Predicted SSI	Number of Procedures	SIR	Compared with 2015 National Baseline
Appendix surgery	0	0.3	128	0.00	⊖ Same
Bile duct, liver or pancreatic surgery	0	0.2	17	0.00	⊖ Same
Cesarean section	0	0.4	427	0.00	⊖ Same
Colon surgery	4	3.7	187	1.09	⊖ Same
Exploratory abdominal surgery (lapar..	1	0.5	114	1.90	⊖ Same
Gallbladder surgery	2	1.0	211	2.08	⊖ Same
Gastric surgery	2	0.1	14	Not enough procedures to calculate SIR	
Hip prosthesis	0	1.2	348	0.00	⊖ Same
Hysterectomy, abdominal	0	0.3	32	0.00	⊖ Same
Hysterectomy, vaginal	0	0.0	9	Not enough procedures to calculate SIR	
Kidney surgery	0	0.1	27	Not enough procedures to calculate SIR	
Kidney transplant	0	0.0	1	Not enough procedures to calculate SIR	
Knee prosthesis	2	1.2	450	1.66	⊖ Same
Open reduction of fracture	0	1.1	207	0.00	⊖ Same
Ovarian surgery	0	0.1	74	Not enough procedures to calculate SIR	
Pacemaker surgery	0	0.1	72	Not enough procedures to calculate SIR	
Rectal surgery	0	0.3	31	0.00	⊖ Same
Small bowel surgery	1	1.6	87	0.62	⊖ Same
Spleen surgery	0	0.0	4	Not enough procedures to calculate SIR	
Thoracic surgery	0	0.0	15	Not enough procedures to calculate SIR	

Data tables available from the California Health and Human Services Open Data Portal: <https://chhs.data.ca.gov/>

Information on interpreting this report: <https://www.cdph.ca.gov/Programs/CHCQ/HAI/Pages/AnnualHAIReports.aspx>