

Healthcare-Associated Infections Report, 2016



Kaiser Foundation Hospital, South Bay (Harbor City)

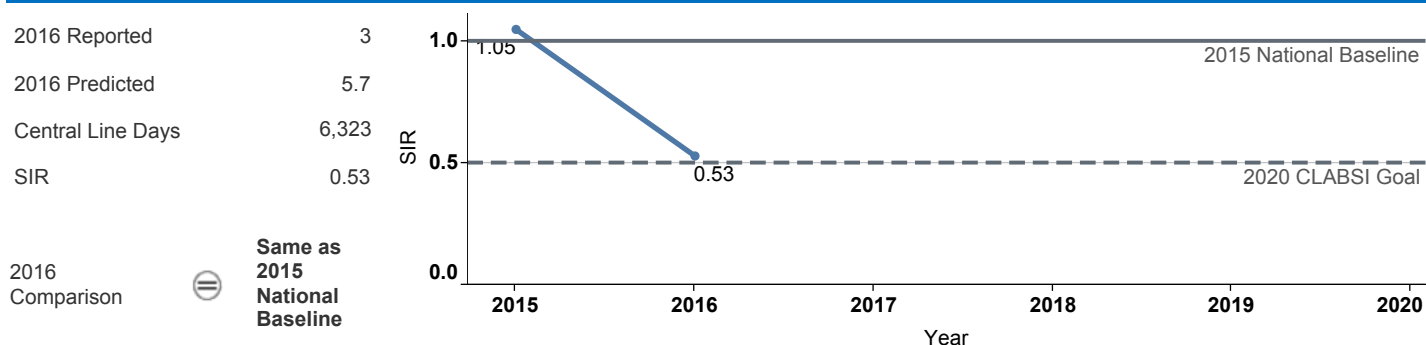
Hospital Characteristics

County: **Los Angeles** Medical School Affiliation: **Graduate** Hospital Type: **Community, > 250 beds**

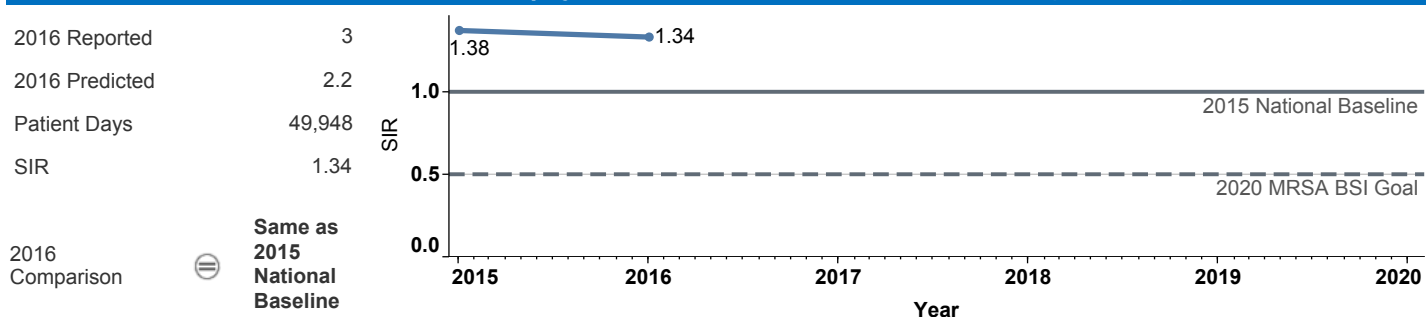
Select by Facility Name
Kaiser Foundation Hospital, S..

The **blue lines** show this hospital's healthcare-associated infection (HAI) incidence for 2015 and 2016, reported as standardized infection ratios (SIR) when possible. Each result is interpreted as the **⊖ Same**, **★ Better**, or **✘ Worse** than the national or state comparison.

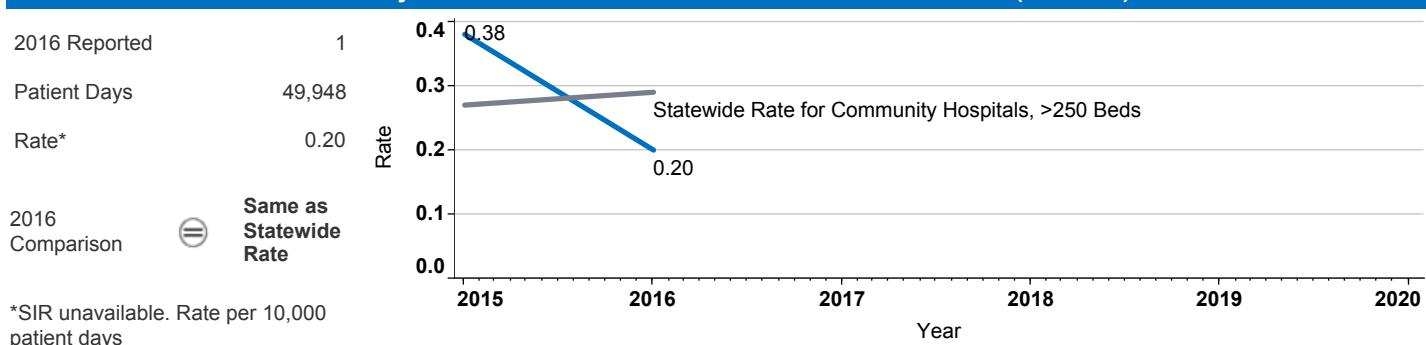
Central Line Associated Bloodstream Infection (CLABSI)



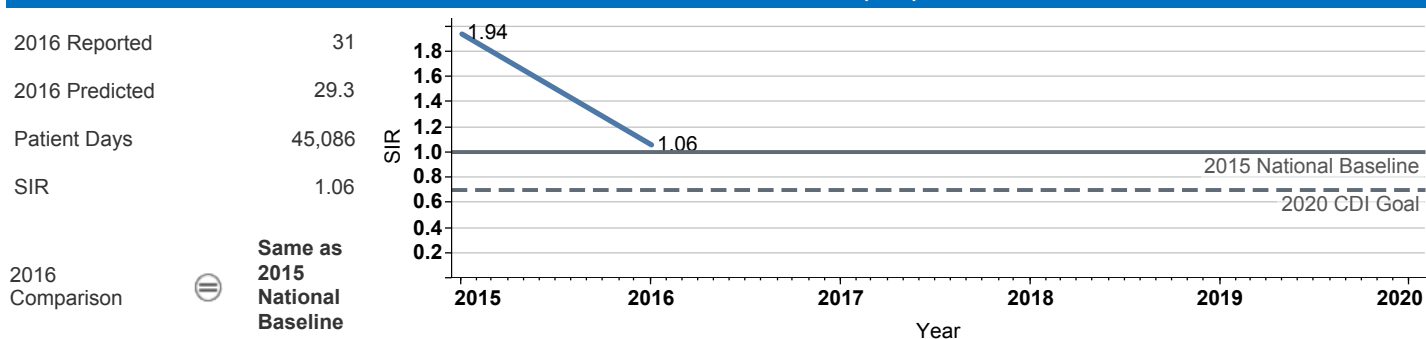
Methicillin-Resistant *Staphylococcus aureus* Bloodstream Infection (MRSA BSI)



Vancomycin-Resistant *Enterococcus* Bloodstream Infection (VRE BSI)



Clostridium difficile Infection (CDI)



Surgical Site Infection (SSI)

Procedure Type	Reported SSI	Predicted SSI	Number of Procedures	SIR	Compared with 2015 National Baseline
Appendix surgery	0	0.3	131	0.00	⊖ Same
Bile duct, liver or pancreatic surgery	1	1.0	48	0.98	⊖ Same
Cesarean section	0	1.1	732	0.00	⊖ Same
Colon surgery	1	3.2	145	0.31	⊖ Same
Exploratory abdominal surgery (lapar..	3	0.9	225	3.19	⊖ Same
Gallbladder surgery	1	1.0	226	1.00	⊖ Same
Gastric surgery	1	3.7	977	0.27	⊖ Same
Hip prosthesis	2	1.1	233	1.81	⊖ Same
Hysterectomy, abdominal	0	0.8	100	0.00	⊖ Same
Hysterectomy, vaginal	0	0.0	6	Not enough procedures to calculate SIR	
Kidney surgery	0	0.1	39	Not enough procedures to calculate SIR	
Knee prosthesis	1	1.2	442	0.83	⊖ Same
Open reduction of fracture	0	0.5	96	0.00	⊖ Same
Ovarian surgery	0	0.1	136	Not enough procedures to calculate SIR	
Pacemaker surgery	0	0.1	48	Not enough procedures to calculate SIR	
Rectal surgery	0	0.1	19	Not enough procedures to calculate SIR	
Small bowel surgery	0	2.1	107	0.00	⊖ Same
Spleen surgery	0	0.1	10	Not enough procedures to calculate SIR	
Thoracic surgery	0	0.7	384	0.00	⊖ Same

Data tables available from the California Health and Human Services Open Data Portal: <https://chhs.data.ca.gov/>

Information on interpreting this report: <https://www.cdph.ca.gov/Programs/CHCQ/HAI/Pages/AnnualHAIRports.aspx>