

# Healthcare-Associated Infections Report, 2016



## Kaiser Foundation Hospital, Panorama City (Panorama City)

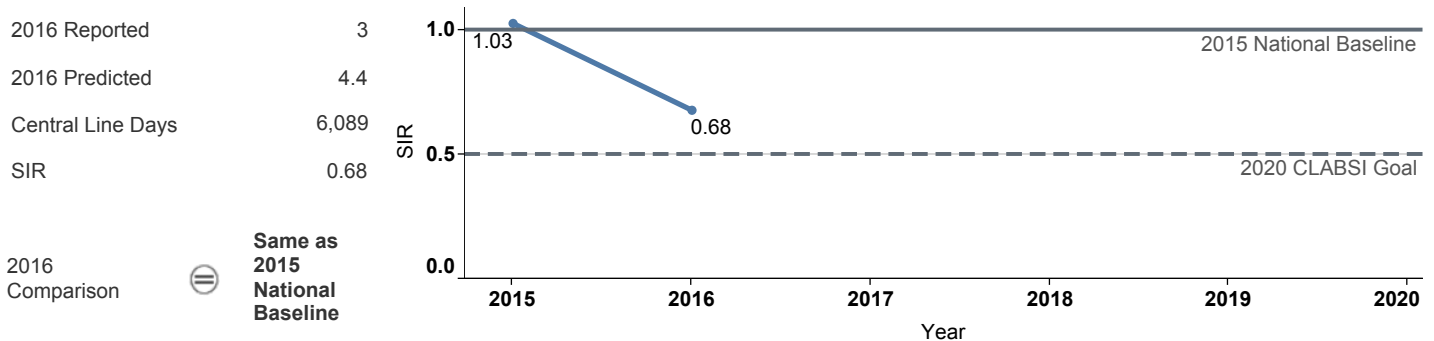
### Hospital Characteristics

County: **Los Angeles**    Medical School Affiliation: **No**    Hospital Type: **Community, 125 – 250 beds**

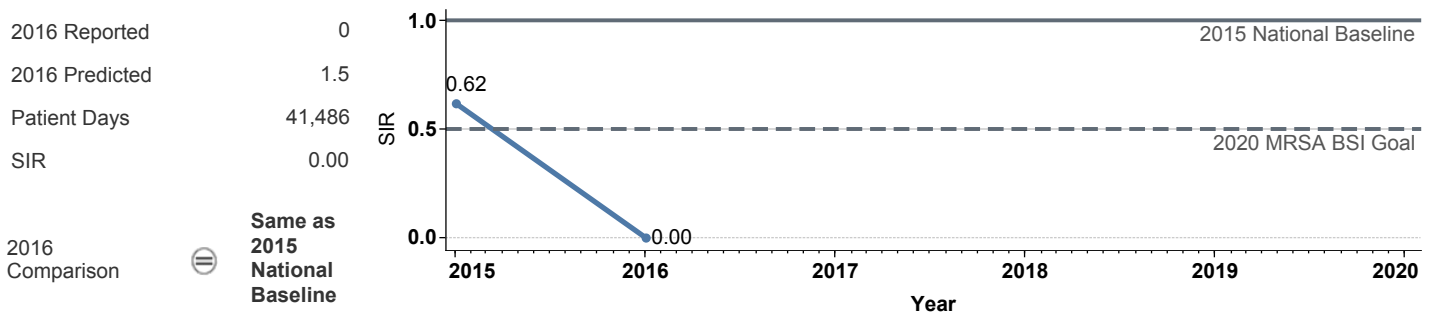
Select by Facility Name: **Kaiser Foundation Hospital, P..**

The **blue lines** show this hospital's healthcare-associated infection (HAI) incidence for 2015 and 2016, reported as standardized infection ratios (SIR) when possible. Each result is interpreted as the **⊖ Same**, **★ Better**, or **✘ Worse** than the national or state comparison.

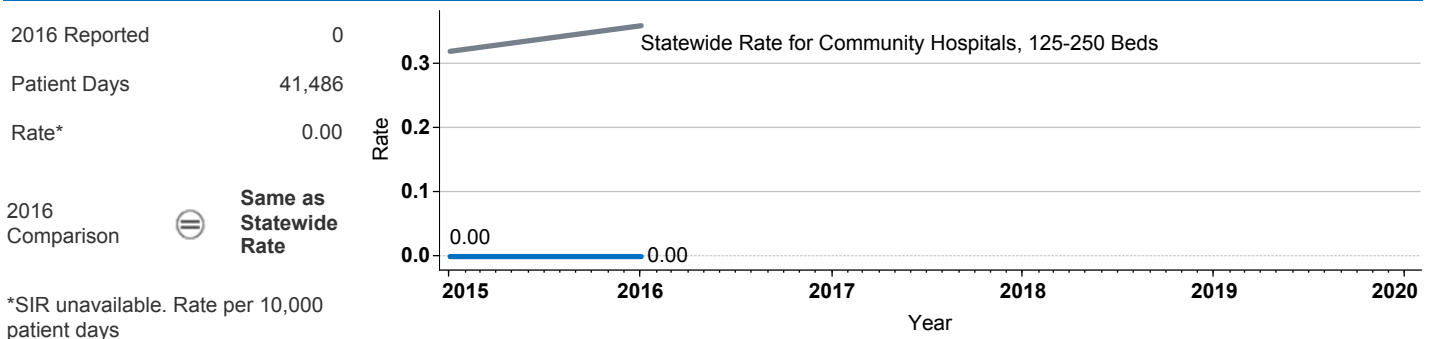
### Central Line Associated Bloodstream Infection (CLABSI)



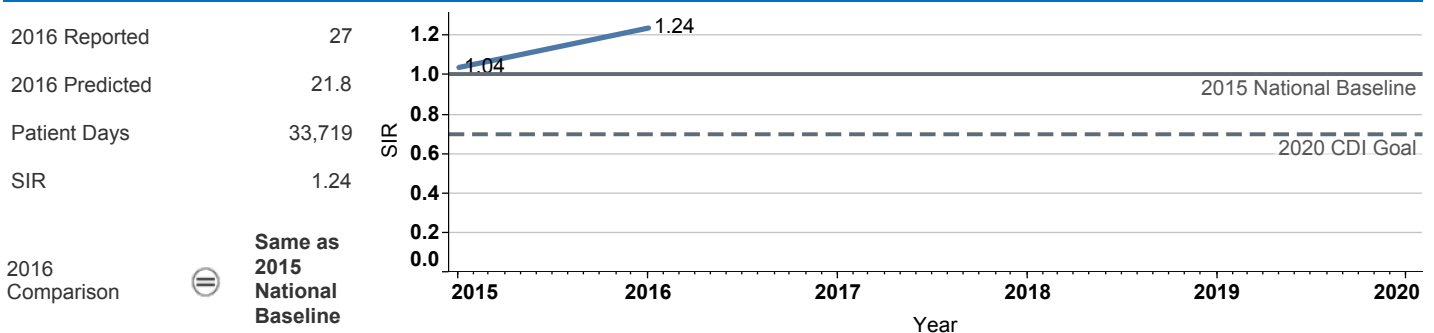
### Methicillin-Resistant *Staphylococcus aureus* Bloodstream Infection (MRSA BSI)



### Vancomycin-Resistant *Enterococcus* Bloodstream Infection (VRE BSI)



### Clostridium difficile Infection (CDI)



## Surgical Site Infection (SSI)

Procedure Type	Reported SSI	Predicted SSI	Number of Procedures	SIR	Compared with 2015 National Baseline
Abdominal aortic aneurysm repair	0	0.0	2	<b>Not enough procedures to calculate SIR</b>	
Appendix surgery	0	0.4	175	0.00	⊖ Same
Bile duct, liver or pancreatic surgery	1	0.4	22	2.46	⊖ Same
Cesarean section	0	0.8	620	0.00	⊖ Same
Colon surgery	0	3.3	177	0.00	★ Better
Exploratory abdominal surgery (lapar..	0	0.7	163	0.00	⊖ Same
Gallbladder surgery	0	0.3	106	0.00	⊖ Same
Gastric surgery	0	0.4	35	0.00	⊖ Same
Hip prosthesis	0	0.9	278	0.00	⊖ Same
Hysterectomy, abdominal	0	0.6	71	0.00	⊖ Same
Hysterectomy, vaginal	0	0.2	43	<b>Not enough procedures to calculate SIR</b>	
Kidney surgery	0	0.1	15	<b>Not enough procedures to calculate SIR</b>	
Knee prosthesis	4	1.2	482	3.23	✖ Worse
Open reduction of fracture	0	0.9	180	0.00	⊖ Same
Ovarian surgery	0	0.1	143	<b>Not enough procedures to calculate SIR</b>	
Pacemaker surgery	0	0.2	124	<b>Not enough procedures to calculate SIR</b>	
Rectal surgery	0	0.2	21	<b>Not enough procedures to calculate SIR</b>	
Small bowel surgery	0	1.6	88	0.00	⊖ Same
Spleen surgery	0	0.0	8	<b>Not enough procedures to calculate SIR</b>	
Thoracic surgery	0	0.3	140	0.00	⊖ Same

Data tables available from the California Health and Human Services Open Data Portal: <https://chhs.data.ca.gov/>

Information on interpreting this report: <https://www.cdph.ca.gov/Programs/CHCQ/HAI/Pages/AnnualHAIRports.aspx>