

# Healthcare-Associated Infections Report, 2016



## Huntington Memorial Hospital (Pasadena)

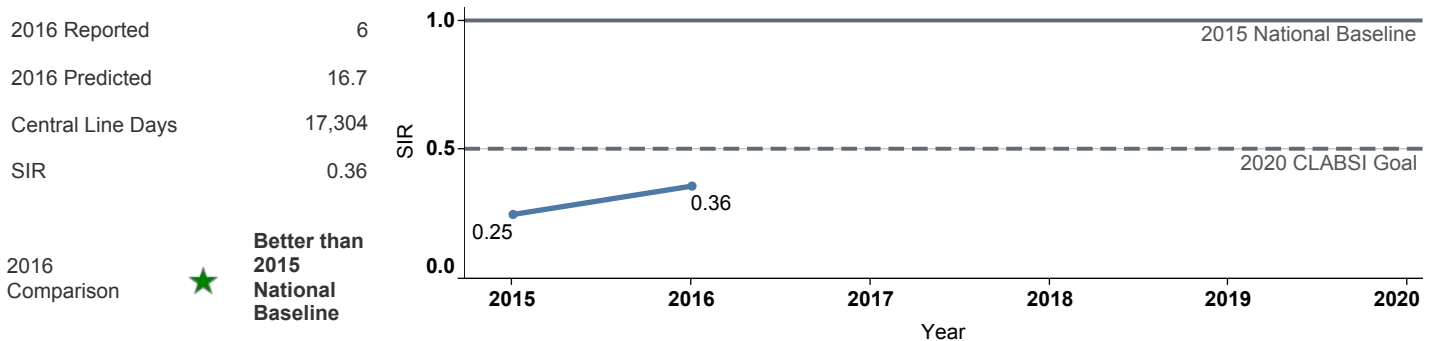
### Hospital Characteristics

County: **Los Angeles** Medical School Affiliation: **Graduate** Hospital Type: **Community, > 250 beds**

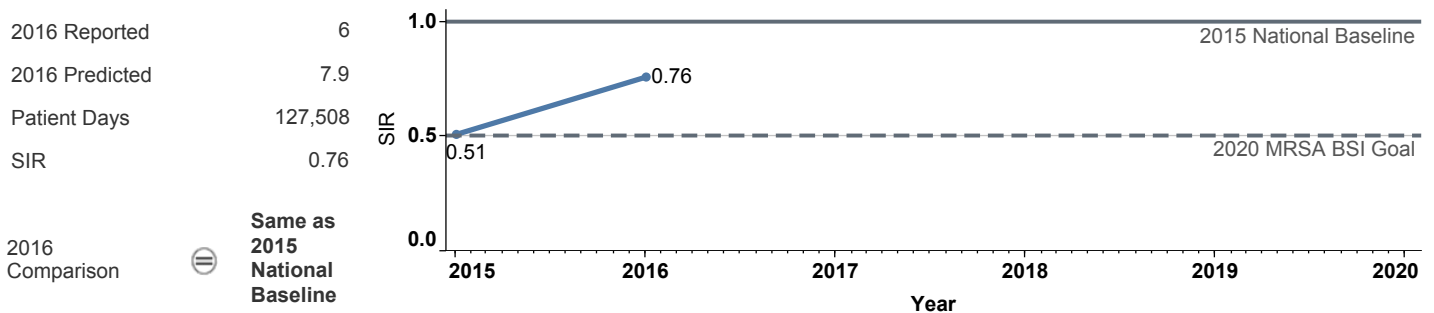
Select by Facility Name: **Huntington Memorial Hospital**

The **blue lines** show this hospital's healthcare-associated infection (HAI) incidence for 2015 and 2016, reported as standardized infection ratios (SIR) when possible. Each result is interpreted as the ☹ Same, ★ **Better**, or ✖ **Worse** than the national or state comparison.

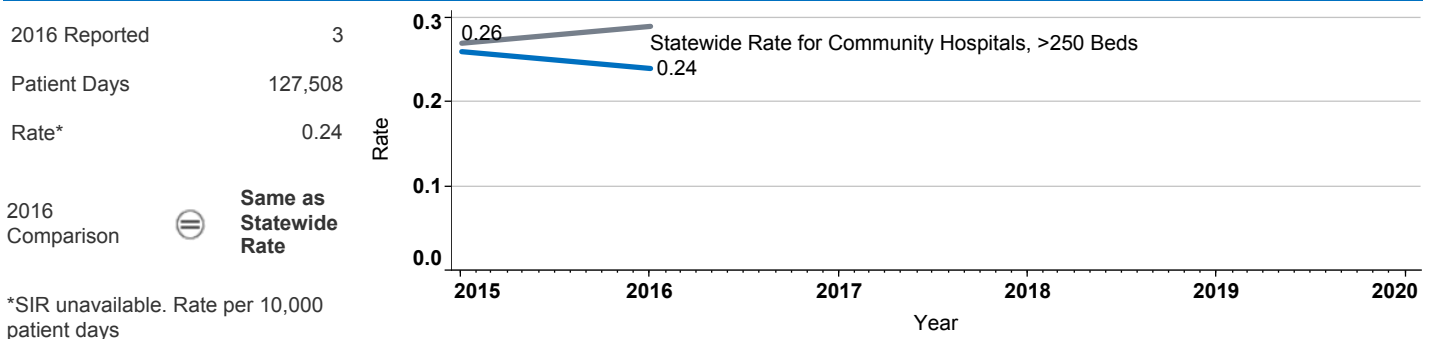
### Central Line Associated Bloodstream Infection (CLABSI)



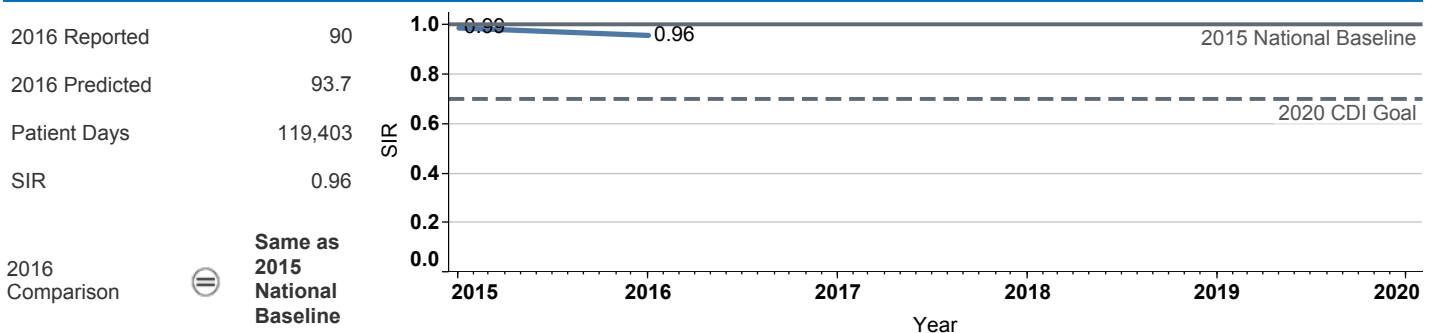
### Methicillin-Resistant *Staphylococcus aureus* Bloodstream Infection (MRSA BSI)



### Vancomycin-Resistant *Enterococcus* Bloodstream Infection (VRE BSI)



### Clostridium difficile Infection (CDI)



## Surgical Site Infection (SSI)

Procedure Type	Reported SSI	Predicted SSI	Number of Procedures	SIR	Compared with 2015 National Baseline
Abdominal aortic aneurysm repair	0	0.0	2	<b>Not enough procedures to calculate SIR</b>	
Appendix surgery	2	1.7	278	1.19	⊖ Same
Bile duct, liver or pancreatic surgery	8	5.2	131	1.53	⊖ Same
Cardiac surgery	0	0.3	105	0.00	⊖ Same
Cesarean section	0	1.5	1,249	0.00	⊖ Same
Colon surgery	2	7.7	268	0.26	★ Better
Coronary bypass, chest and donor in..	0	0.6	93	0.00	⊖ Same
Coronary bypass, chest incision only	0	0.1	22	<b>Not enough procedures to calculate SIR</b>	
Exploratory abdominal surgery (lapar..	4	3.5	671	1.14	⊖ Same
Gallbladder surgery	0	2.3	415	0.00	⊖ Same
Gastric surgery	0	3.0	403	0.00	⊖ Same
Hip prosthesis	4	3.6	502	1.10	⊖ Same
Hysterectomy, abdominal	2	1.7	224	1.21	⊖ Same
Hysterectomy, vaginal	0	0.5	121	0.00	⊖ Same
Kidney surgery	0	0.5	156	0.00	⊖ Same
Knee prosthesis	2	2.2	535	0.90	⊖ Same
Laminectomy	1	2.6	649	0.39	⊖ Same
Open reduction of fracture	2	3.8	614	0.53	⊖ Same
Ovarian surgery	0	0.4	513	0.00	⊖ Same
Pacemaker surgery	0	0.1	81	<b>Not enough procedures to calculate SIR</b>	
Rectal surgery	0	1.4	59	0.00	⊖ Same
Small bowel surgery	2	5.2	259	0.39	⊖ Same
Spinal fusion	3	6.3	822	0.48	⊖ Same
Spleen surgery	0	0.1	20	<b>Not enough procedures to calculate SIR</b>	
Thoracic surgery	1	0.7	222	1.53	⊖ Same

Data tables available from the California Health and Human Services Open Data Portal: <https://chhs.data.ca.gov/>

Information on interpreting this report: <https://www.cdph.ca.gov/Programs/CHCQ/HAH/Pages/AnnualHAIRReports.aspx>