

Healthcare-Associated Infections Report, 2016



Hollywood Presbyterian Medical Center (Los Angeles)

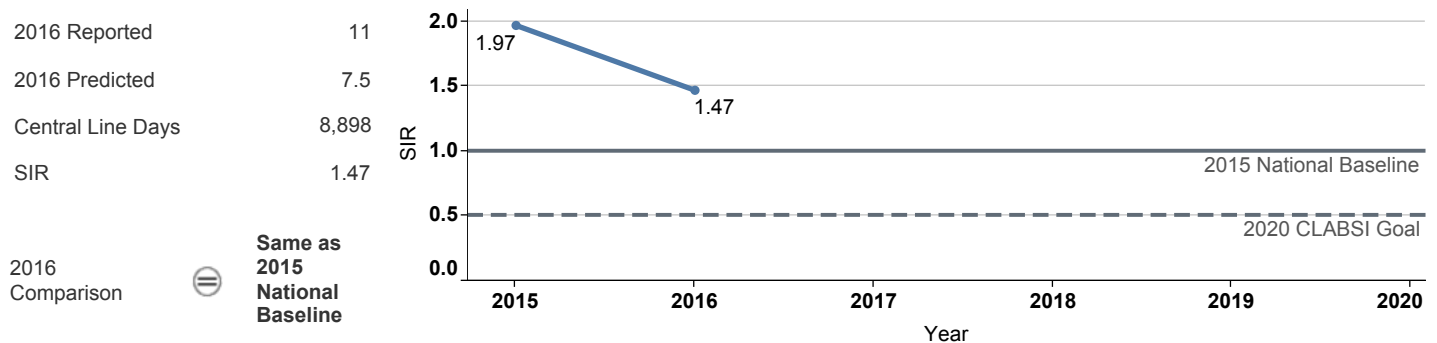
Hospital Characteristics

County: **Los Angeles**
 Medical School Affiliation: **No**
 Hospital Type: **Community, > 250 beds**

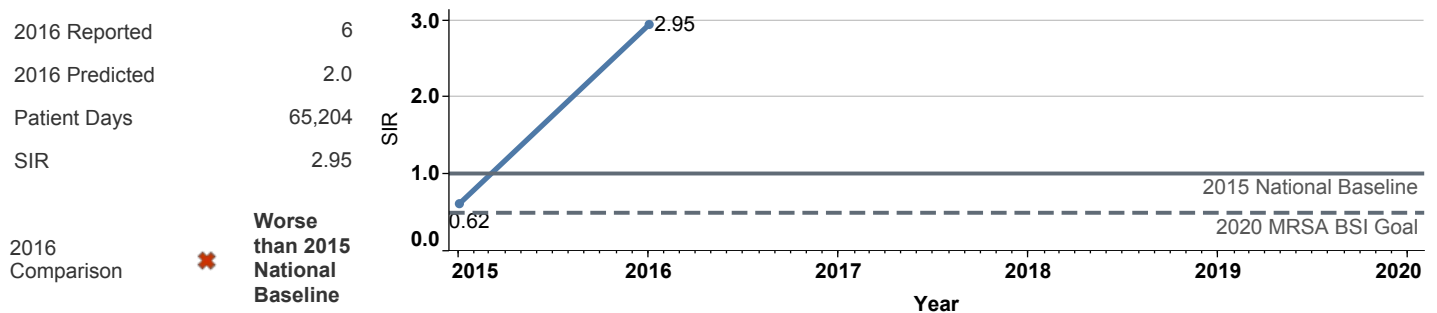
Select by Facility Name:
 Hollywood Presbyterian Medic..

The **blue lines** show this hospital's healthcare-associated infection (HAI) incidence for 2015 and 2016, reported as standardized infection ratios (SIR) when possible. Each result is interpreted as the **⊖ Same**, **★ Better**, or **✘ Worse** than the national or state comparison.

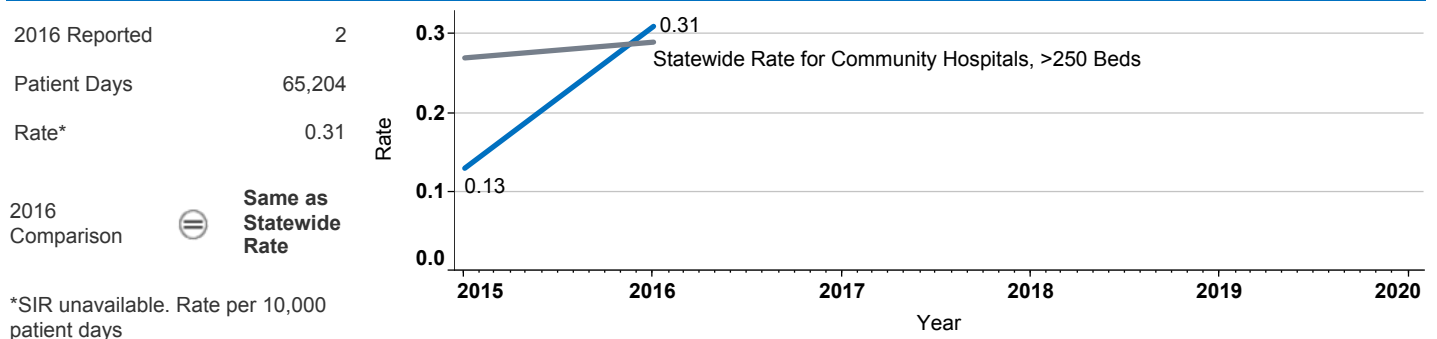
Central Line Associated Bloodstream Infection (CLABSI)



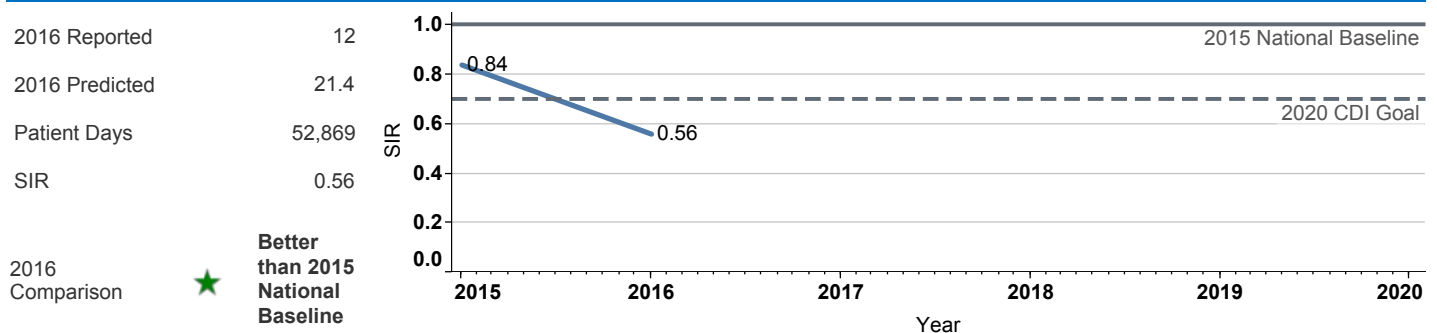
Methicillin-Resistant *Staphylococcus aureus* Bloodstream Infection (MRSA BSI)



Vancomycin-Resistant *Enterococcus* Bloodstream Infection (VRE BSI)



Clostridium difficile Infection (CDI)



Surgical Site Infection (SSI)

Procedure Type	Reported SSI	Predicted SSI	Number of Procedures	SIR	Compared with 2015 National Baseline
Appendix surgery	0	0.7	108	0.00	⊖ Same
Bile duct, liver or pancreatic surgery	1	0.3	11	3.50	⊖ Same
Cardiac surgery	0	0.1	21	Not enough procedures to calculate SIR	
Cesarean section	0	1.0	890	0.00	⊖ Same
Colon surgery	3	1.5	65	2.04	⊖ Same
Coronary bypass, chest and donor in..	1	0.4	36	2.30	⊖ Same
Coronary bypass, chest incision only	0	0.1	8	Not enough procedures to calculate SIR	
Exploratory abdominal surgery (lapar..	1	0.6	114	1.55	⊖ Same
Gallbladder surgery	1	0.6	131	1.60	⊖ Same
Gastric surgery	0	0.4	26	0.00	⊖ Same
Hip prosthesis	0	0.3	33	0.00	⊖ Same
Hysterectomy, abdominal	0	0.6	87	0.00	⊖ Same
Hysterectomy, vaginal	0	0.1	14	Not enough procedures to calculate SIR	
Kidney surgery	0	0.0	12	Not enough procedures to calculate SIR	
Knee prosthesis	0	0.3	66	0.00	⊖ Same
Laminectomy	0	0.3	75	0.00	⊖ Same
Open reduction of fracture	0	0.7	116	0.00	⊖ Same
Ovarian surgery	0	0.1	109	Not enough procedures to calculate SIR	
Pacemaker surgery	0	0.1	52	Not enough procedures to calculate SIR	
Rectal surgery	0	0.2	9	Not enough procedures to calculate SIR	
Small bowel surgery	2	0.5	27	3.72	⊖ Same
Spinal fusion	0	0.4	43	0.00	⊖ Same
Spleen surgery	0	0.0	3	Not enough procedures to calculate SIR	
Thoracic surgery	0	0.1	39	Not enough procedures to calculate SIR	

Data tables available from the California Health and Human Services Open Data Portal: <https://chhs.data.ca.gov/>

Information on interpreting this report: <https://www.cdph.ca.gov/Programs/CHCQ/HAI/Pages/AnnualHAIRports.aspx>