

Healthcare-Associated Infections Report, 2016



Henry Mayo Newhall Hospital (Valencia)

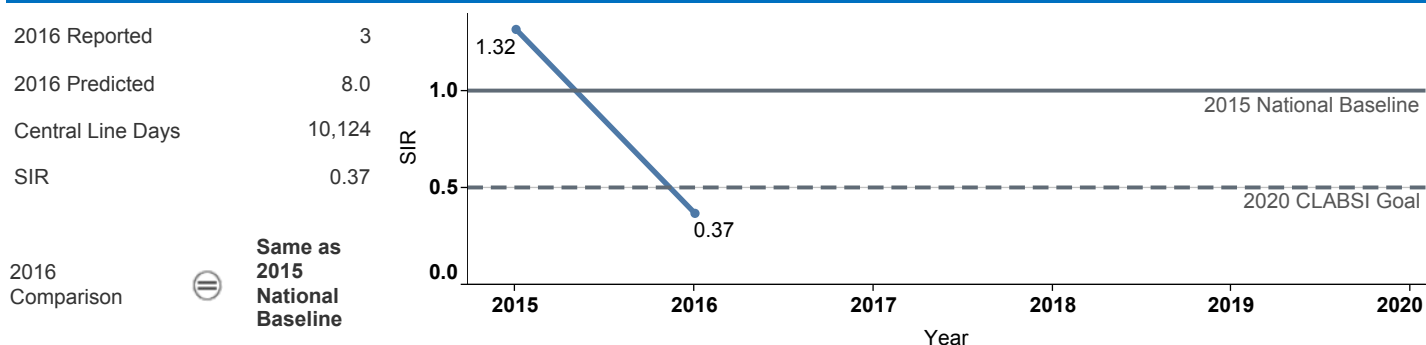
Hospital Characteristics

County: **Los Angeles** Medical School Affiliation: **No** Hospital Type: **Community, 125 – 250 beds**

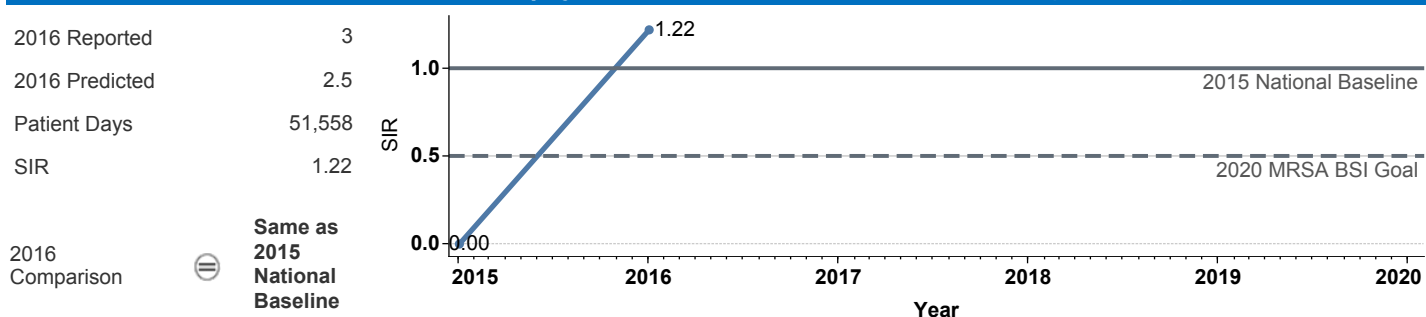
Select by Facility Name: **Henry Mayo Newhall Hospital**

The **blue lines** show this hospital's healthcare-associated infection (HAI) incidence for 2015 and 2016, reported as standardized infection ratios (SIR) when possible. Each result is interpreted as the **⊖ Same**, **★ Better**, or **✘ Worse** than the national or state comparison.

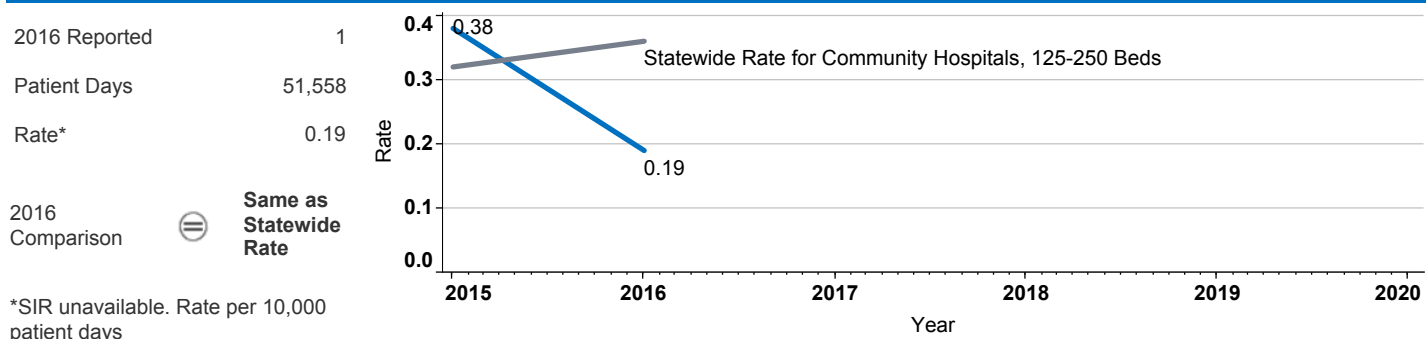
Central Line Associated Bloodstream Infection (CLABSI)



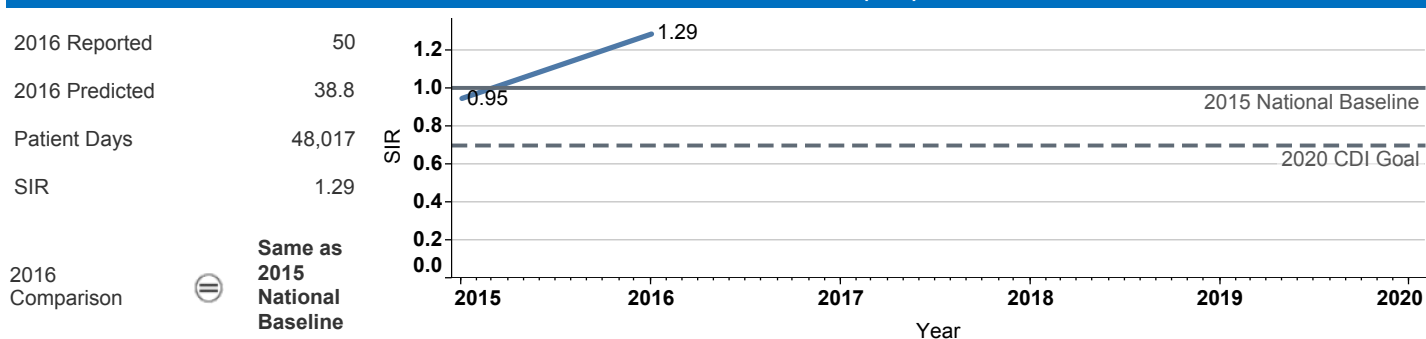
Methicillin-Resistant *Staphylococcus aureus* Bloodstream Infection (MRSA BSI)



Vancomycin-Resistant *Enterococcus* Bloodstream Infection (VRE BSI)



Clostridium difficile Infection (CDI)



Surgical Site Infection (SSI)

Procedure Type	Reported SSI	Predicted SSI	Number of Procedures	SIR	Compared with 2015 National Baseline
Appendix surgery	0	0.3	126	0.00	⊖ Same
Bile duct, liver or pancreatic surgery	0	0.1	9	Not enough procedures to calculate SIR	
Cardiac surgery	0	0.0	6	Not enough procedures to calculate SIR	
Cesarean section	0	0.3	345	0.00	⊖ Same
Colon surgery	0	1.3	70	0.00	⊖ Same
Coronary bypass, chest and donor in..	0	0.1	25	Not enough procedures to calculate SIR	
Coronary bypass, chest incision only	0	0.0	4	Not enough procedures to calculate SIR	
Exploratory abdominal surgery (lapar..	0	0.3	79	0.00	⊖ Same
Gallbladder surgery	0	0.3	188	0.00	⊖ Same
Gastric surgery	0	0.1	10	Not enough procedures to calculate SIR	
Hip prosthesis	0	0.5	80	0.00	⊖ Same
Hysterectomy, abdominal	0	0.4	63	0.00	⊖ Same
Hysterectomy, vaginal	0	0.3	62	0.00	⊖ Same
Kidney surgery	0	0.0	3	Not enough procedures to calculate SIR	
Knee prosthesis	0	0.4	95	0.00	⊖ Same
Laminectomy	1	0.2	71	5.00	⊖ Same
Open reduction of fracture	0	1.5	268	0.00	⊖ Same
Ovarian surgery	0	0.0	49	Not enough procedures to calculate SIR	
Pacemaker surgery	0	0.1	61	Not enough procedures to calculate SIR	
Rectal surgery	0	0.1	9	Not enough procedures to calculate SIR	
Small bowel surgery	1	0.5	26	2.02	⊖ Same
Spinal fusion	2	0.9	109	2.31	⊖ Same
Spleen surgery	0	0.1	7	Not enough procedures to calculate SIR	
Thoracic surgery	0	0.1	26	Not enough procedures to calculate SIR	

Data tables available from the California Health and Human Services Open Data Portal: <https://chhs.data.ca.gov/>

Information on interpreting this report: <https://www.cdph.ca.gov/Programs/CHCQ/HAI/Pages/AnnualHAIReports.aspx>