

Healthcare-Associated Infections Report, 2016



Good Samaritan Hospital, Los Angeles (Los Angeles)

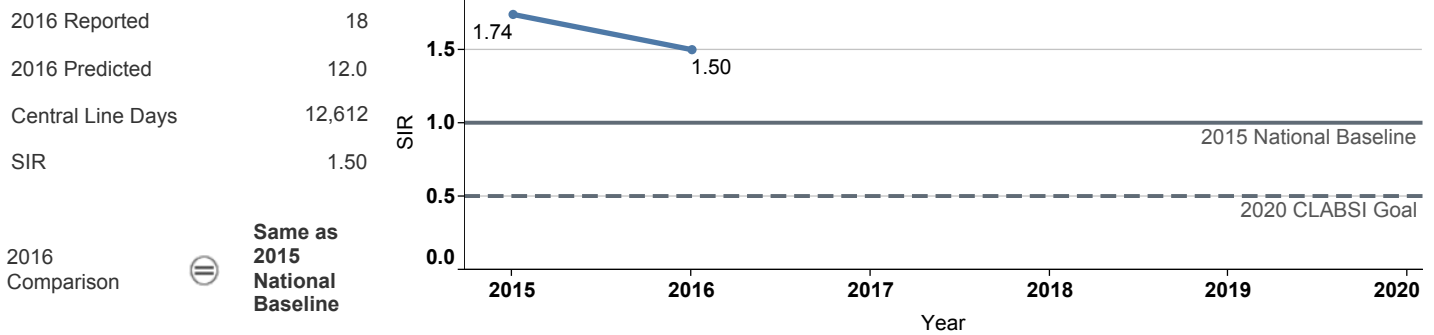
Hospital Characteristics

County: **Los Angeles** Medical School Affiliation: **Graduate** Hospital Type: **Community, 125 – 250 beds**

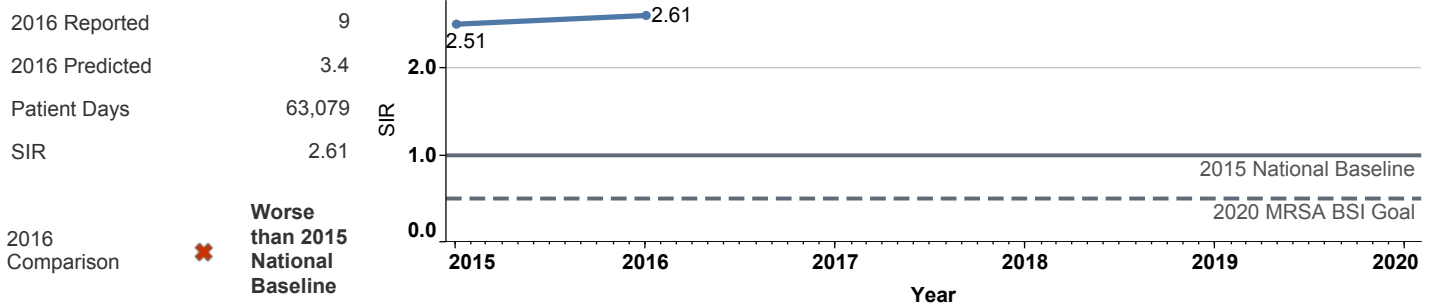
Select by Facility Name
Good Samaritan Hospital, Los ..

The **blue lines** show this hospital's healthcare-associated infection (HAI) incidence for 2015 and 2016, reported as standardized infection ratios (SIR) when possible. Each result is interpreted as the **⊖ Same**, **★ Better**, or **✘ Worse** than the national or state comparison.

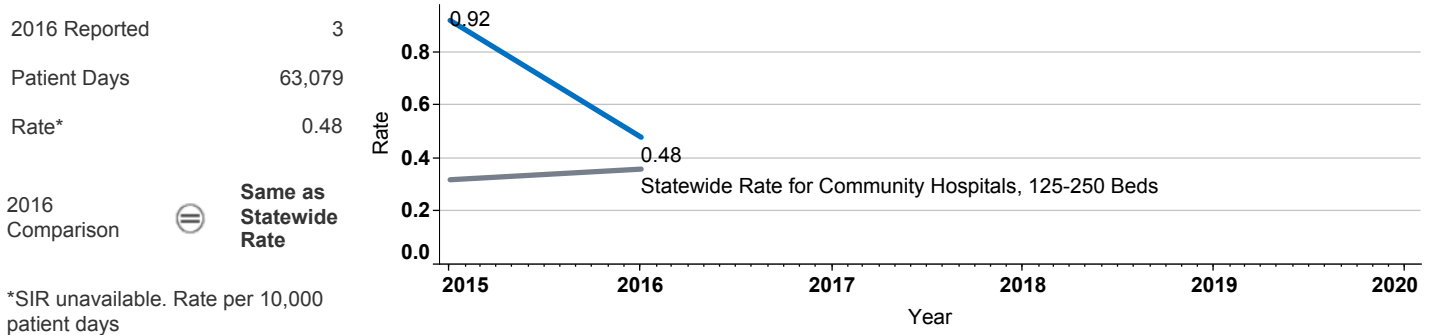
Central Line Associated Bloodstream Infection (CLABSI)



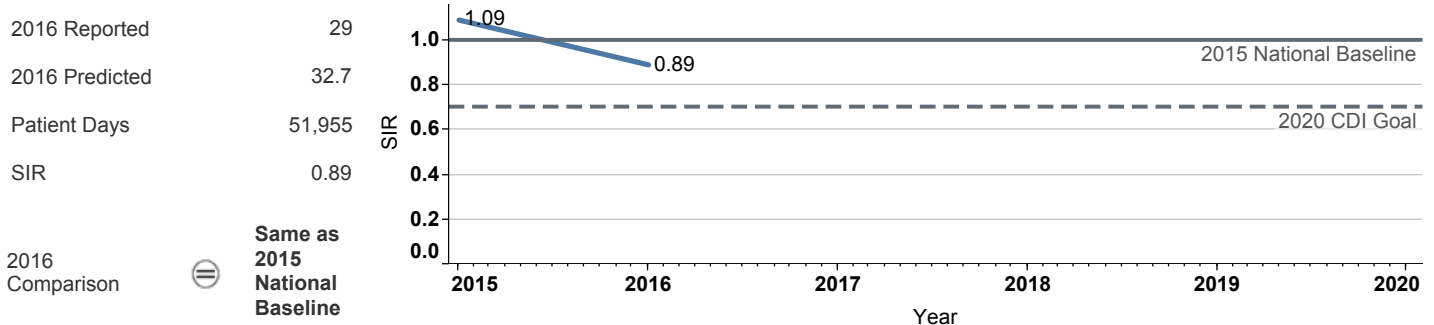
Methicillin-Resistant *Staphylococcus aureus* Bloodstream Infection (MRSA BSI)



Vancomycin-Resistant *Enterococcus* Bloodstream Infection (VRE BSI)



Clostridium difficile Infection (CDI)



Surgical Site Infection (SSI)

Procedure Type	Reported SSI	Predicted SSI	Number of Procedures	SIR	Compared with 2015 National Baseline
Appendix surgery	0	0.3	112	0.00	☹ Same
Bile duct, liver or pancreatic surgery	1	1.2	47	0.82	☹ Same
Cardiac surgery	0	0.2	82	0.00	☹ Same
Cesarean section	0	0.7	903	0.00	☹ Same
Colon surgery	0	1.5	62	0.00	☹ Same
Coronary bypass, chest and donor in..	0	0.6	108	0.00	☹ Same
Coronary bypass, chest incision only	0	0.1	8	Not enough procedures to calculate SIR	
Exploratory abdominal surgery (lapar..	1	0.6	97	1.73	☹ Same
Gallbladder surgery	1	0.5	114	1.95	☹ Same
Gastric surgery	0	0.7	31	0.00	☹ Same
Hip prosthesis	3	1.2	176	2.52	☹ Same
Hysterectomy, abdominal	0	0.4	63	0.00	☹ Same
Hysterectomy, vaginal	0	0.0	6	Not enough procedures to calculate SIR	
Kidney surgery	0	0.0	3	Not enough procedures to calculate SIR	
Knee prosthesis	0	1.0	218	0.00	☹ Same
Laminectomy	0	0.6	189	0.00	☹ Same
Open reduction of fracture	3	0.5	77	6.34	✖ Worse
Ovarian surgery	0	0.0	69	Not enough procedures to calculate SIR	
Pacemaker surgery	0	0.2	112	Not enough procedures to calculate SIR	
Rectal surgery	0	0.2	24	Not enough procedures to calculate SIR	
Small bowel surgery	2	0.9	48	2.18	☹ Same
Spinal fusion	0	0.8	153	0.00	☹ Same
Spleen surgery	0	0.0	9	Not enough procedures to calculate SIR	
Thoracic surgery	1	0.1	42	Not enough procedures to calculate SIR	

Data tables available from the California Health and Human Services Open Data Portal: <https://chhs.data.ca.gov/>

Information on interpreting this report: <https://www.cdph.ca.gov/Programs/CHCQ/HAI/Pages/AnnualHAIReports.aspx>