

Healthcare-Associated Infections Report, 2016



Glendale Memorial Hospital and Health Center (Glendale)

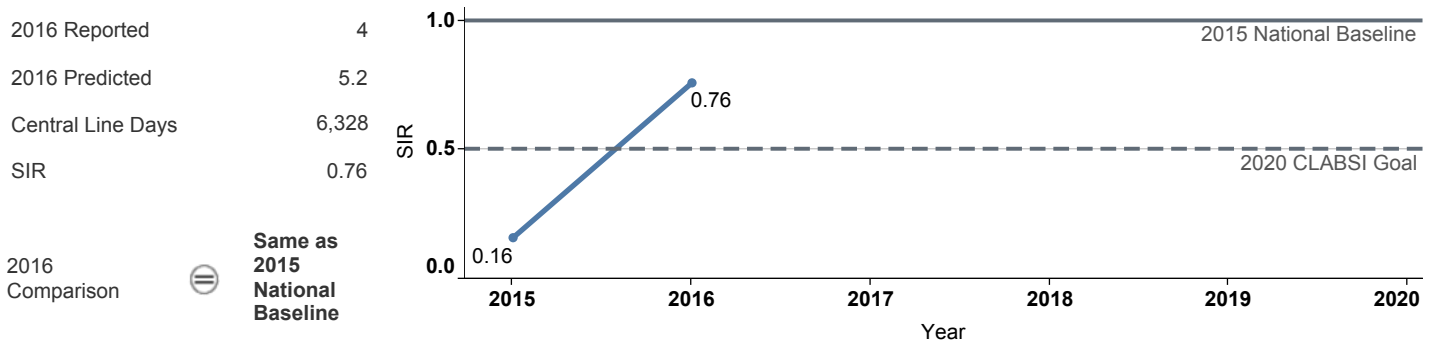
Hospital Characteristics

County: **Los Angeles** Medical School Affiliation: **No** Hospital Type: **Community, > 250 beds**

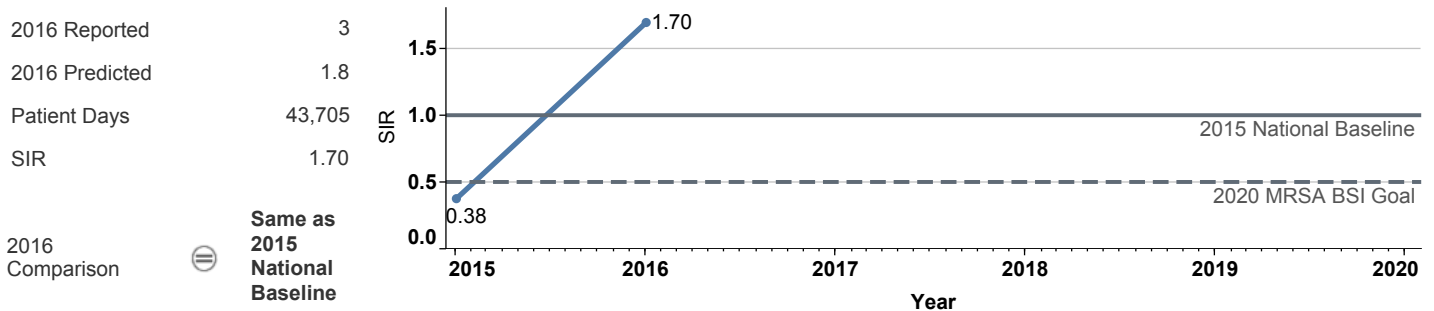
Select by Facility Name: **Glendale Memorial Hospital a..**

The **blue lines** show this hospital's healthcare-associated infection (HAI) incidence for 2015 and 2016, reported as standardized infection ratios (SIR) when possible. Each result is interpreted as the **⊖ Same**, **★ Better**, or **✘ Worse** than the national or state comparison.

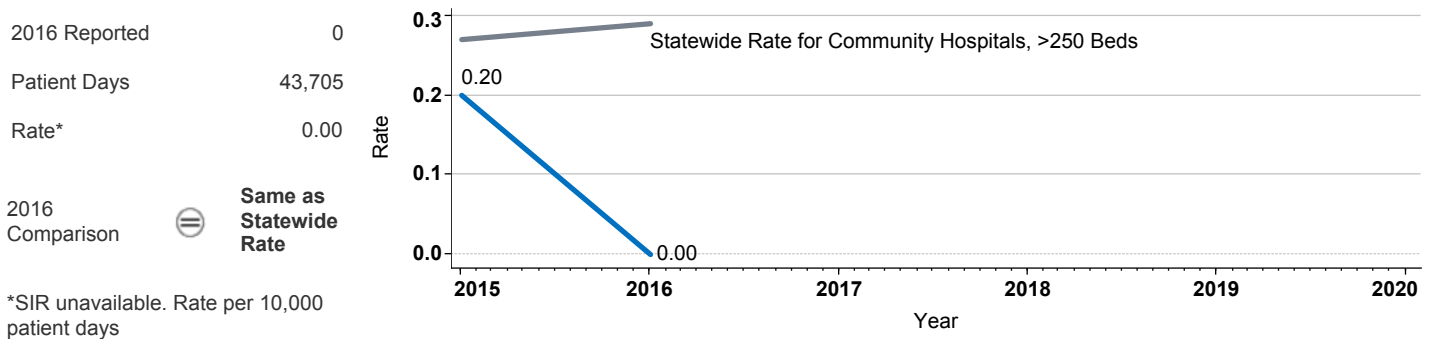
Central Line Associated Bloodstream Infection (CLABSI)



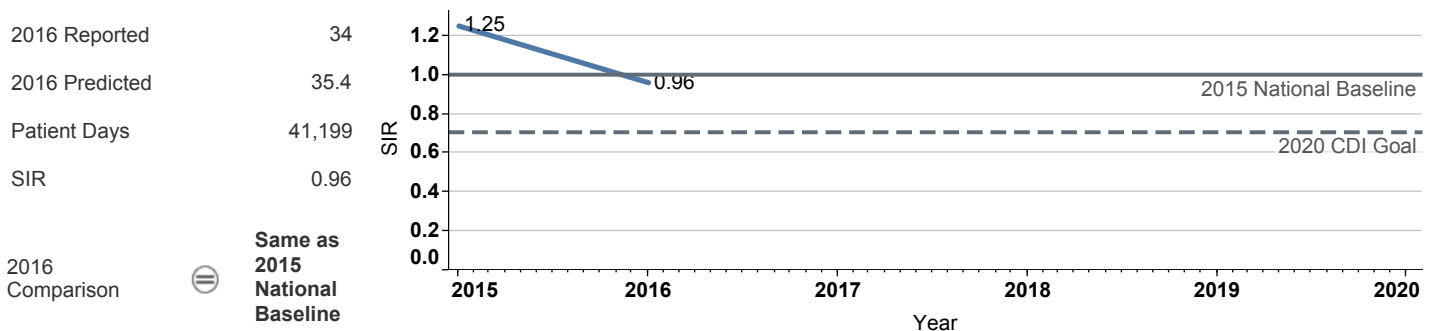
Methicillin-Resistant *Staphylococcus aureus* Bloodstream Infection (MRSA BSI)



Vancomycin-Resistant *Enterococcus* Bloodstream Infection (VRE BSI)



Clostridium difficile Infection (CDI)



Surgical Site Infection (SSI)

Procedure Type	Reported SSI	Predicted SSI	Number of Procedures	SIR	Compared with 2015 National Baseline
Appendix surgery	0	0.2	74	Not enough procedures to calculate SIR	
Bile duct, liver or pancreatic surgery	0	0.1	5	Not enough procedures to calculate SIR	
Cardiac surgery	0	0.2	85	0.00	☹ Same
Cesarean section	4	0.5	725	7.53	✖ Worse
Colon surgery	1	2.0	96	0.51	☹ Same
Coronary bypass, chest and donor in..	0	0.4	78	0.00	☹ Same
Coronary bypass, chest incision only	0	0.1	33	Not enough procedures to calculate SIR	
Exploratory abdominal surgery (lapar..	0	0.5	110	0.00	☹ Same
Gallbladder surgery	0	0.5	139	0.00	☹ Same
Gastric surgery	0	0.1	17	Not enough procedures to calculate SIR	
Hip prosthesis	0	0.4	74	0.00	☹ Same
Hysterectomy, abdominal	0	0.4	56	0.00	☹ Same
Hysterectomy, vaginal	1	0.1	20	Not enough procedures to calculate SIR	
Kidney surgery	0	0.0	10	Not enough procedures to calculate SIR	
Knee prosthesis	0	0.4	133	0.00	☹ Same
Laminectomy	0	0.2	65	0.00	☹ Same
Open reduction of fracture	0	0.4	81	0.00	☹ Same
Ovarian surgery	0	0.1	101	Not enough procedures to calculate SIR	
Pacemaker surgery	0	0.2	126	0.00	☹ Same
Rectal surgery	0	0.3	35	0.00	☹ Same
Small bowel surgery	0	1.1	56	0.00	☹ Same
Spinal fusion	0	0.5	49	0.00	☹ Same
Spleen surgery	0	0.0	1	Not enough procedures to calculate SIR	
Thoracic surgery	0	0.1	41	Not enough procedures to calculate SIR	

Data tables available from the California Health and Human Services Open Data Portal: <https://chhs.data.ca.gov/>

Information on interpreting this report: <https://www.cdph.ca.gov/Programs/CHCQ/HAI/Pages/AnnualHAIRports.aspx>