

# Healthcare-Associated Infections Report, 2016



## Gardens Regional Hospital and Medical Center (Hawaiian Gardens)

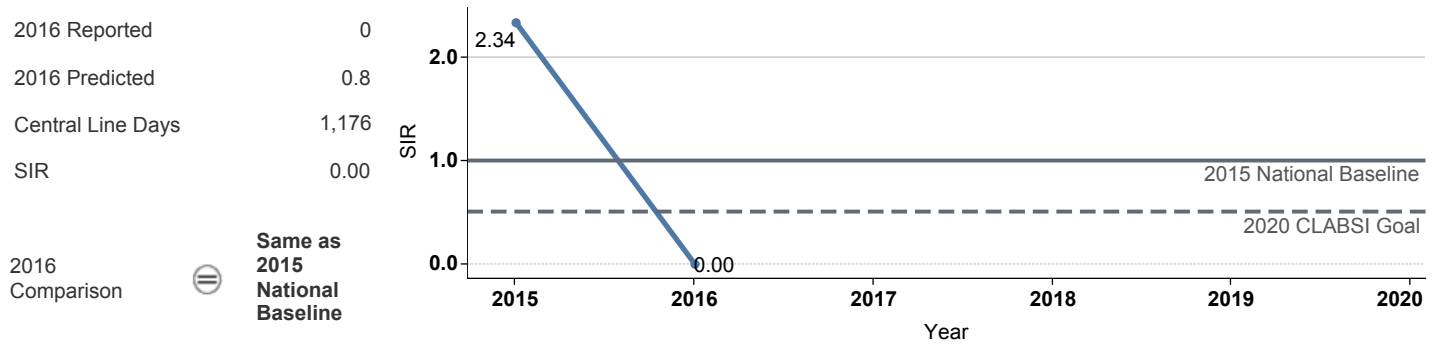
### Hospital Characteristics

County: **Los Angeles**  
 Medical School Affiliation: **No**  
 Hospital Type: **Community, < 125 beds**

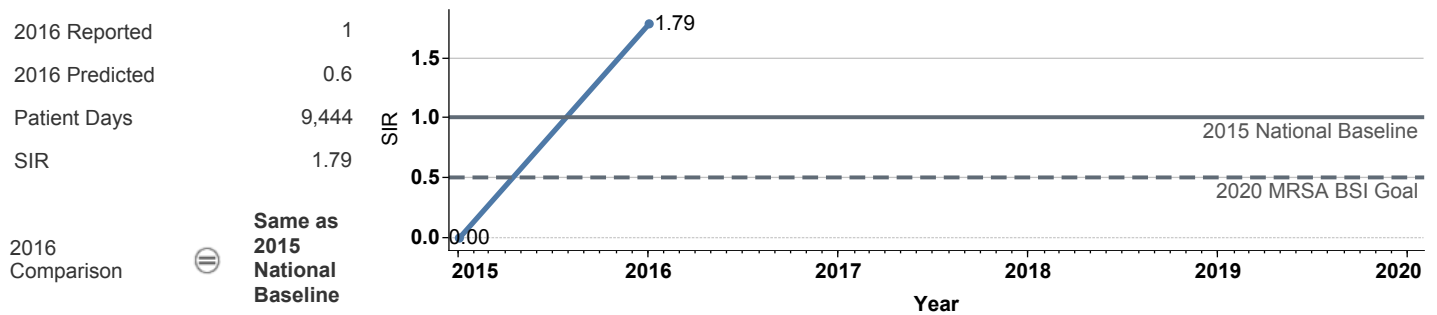
Select by Facility Name:  
 Gardens Regional Hospital an..

The **blue lines** show this hospital's healthcare-associated infection (HAI) incidence for 2015 and 2016, reported as standardized infection ratios (SIR) when possible. Each result is interpreted as the **⊖ Same**, **★ Better**, or **✖ Worse** than the national or state comparison.

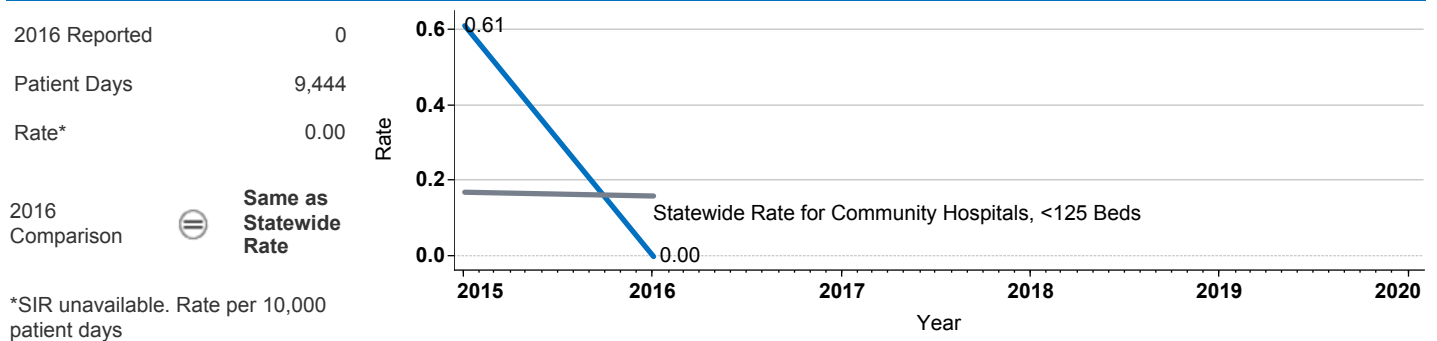
### Central Line Associated Bloodstream Infection (CLABSI)



### Methicillin-Resistant *Staphylococcus aureus* Bloodstream Infection (MRSA BSI)

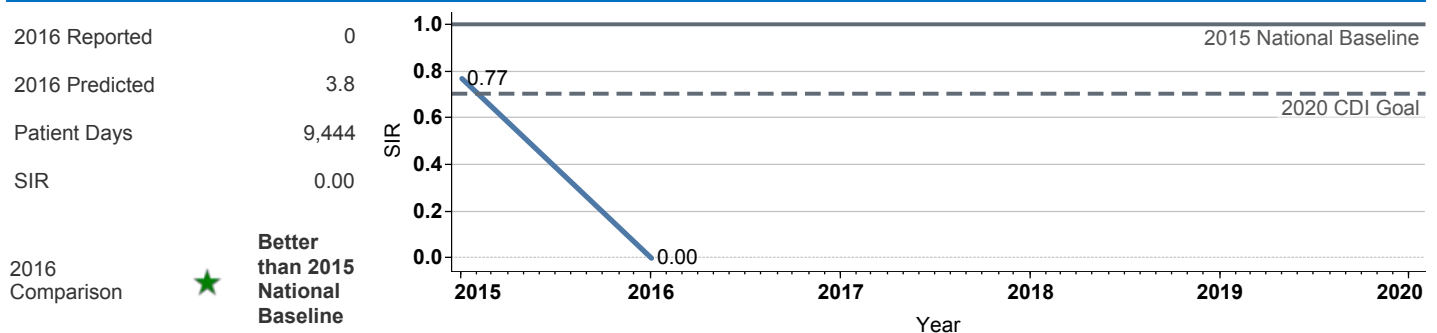


### Vancomycin-Resistant *Enterococcus* Bloodstream Infection (VRE BSI)



\*SIR unavailable. Rate per 10,000 patient days

### *Clostridium difficile* Infection (CDI)



## Surgical Site Infection (SSI)

Procedure Type	Reported SSI	Predicted SSI	Number of Procedures	SIR	Compared with 2015 National Baseline
Appendix surgery	0	0.0	8	<b>Not enough procedures to calculate SIR</b>	
Bile duct, liver or pancreatic surgery	0	0.1	10	<b>Not enough procedures to calculate SIR</b>	
Cardiac surgery	0	0.0	1	<b>Not enough procedures to calculate SIR</b>	
Colon surgery	0	0.1	6	<b>Not enough procedures to calculate SIR</b>	
Exploratory abdominal surgery (lapar..	0	0.1	18	<b>Not enough procedures to calculate SIR</b>	
Gallbladder surgery	0	0.0	12	<b>Not enough procedures to calculate SIR</b>	
Gastric surgery	0	0.2	44	<b>Not enough procedures to calculate SIR</b>	
Hip prosthesis	0	0.0	5	<b>Not enough procedures to calculate SIR</b>	
Hysterectomy, abdominal	0	0.0	1	<b>Not enough procedures to calculate SIR</b>	
Knee prosthesis	0	0.0	2	<b>Not enough procedures to calculate SIR</b>	
Laminectomy	0	0.0	1	<b>Not enough procedures to calculate SIR</b>	
Open reduction of fracture	0	0.1	11	<b>Not enough procedures to calculate SIR</b>	
Pacemaker surgery	0	0.0	6	<b>Not enough procedures to calculate SIR</b>	
Rectal surgery	0	0.0	1	<b>Not enough procedures to calculate SIR</b>	
Small bowel surgery	0	0.0	1	<b>Not enough procedures to calculate SIR</b>	
Thoracic surgery	0	0.0	15	<b>Not enough procedures to calculate SIR</b>	

Data tables available from the California Health and Human Services Open Data Portal: <https://chhs.data.ca.gov/>

Information on interpreting this report: <https://www.cdph.ca.gov/Programs/CHCQ/HAI/Pages/AnnualHAIReports.aspx>