

# Healthcare-Associated Infections Report, 2016



## East Los Angeles Doctors Hospital (Los Angeles)

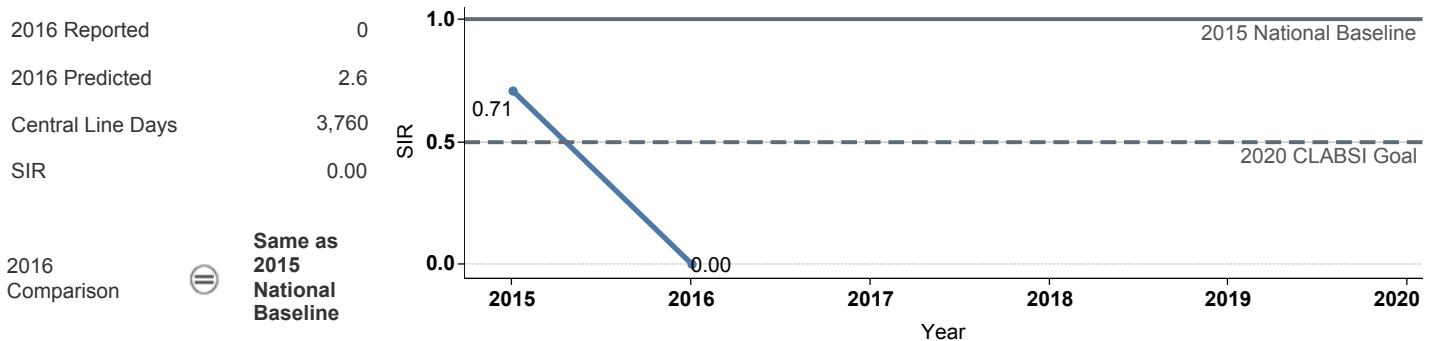
### Hospital Characteristics

County: **Los Angeles** Medical School Affiliation: **No** Hospital Type: **Community, 125 – 250 beds**

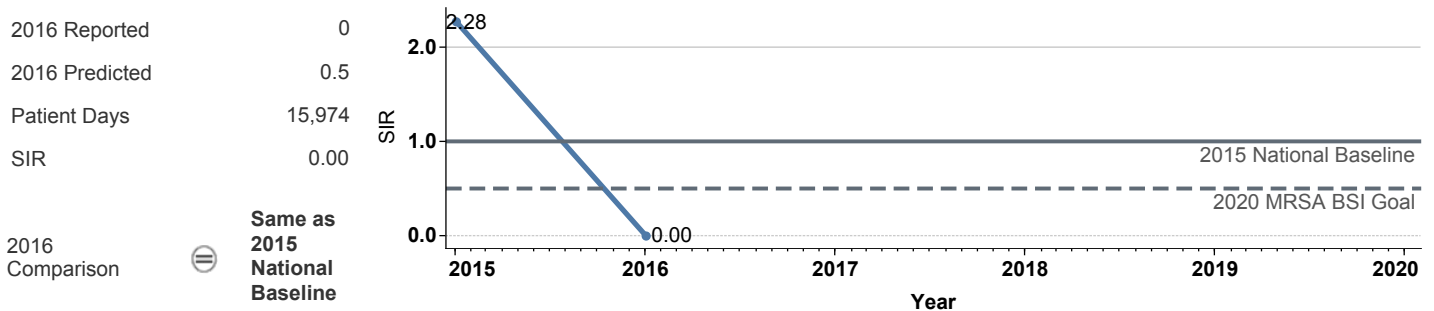
Select by Facility Name: **East Los Angeles Doctors Hos..**

The **blue lines** show this hospital's healthcare-associated infection (HAI) incidence for 2015 and 2016, reported as standardized infection ratios (SIR) when possible. Each result is interpreted as the **⊖ Same**, **★ Better**, or **✘ Worse** than the national or state comparison.

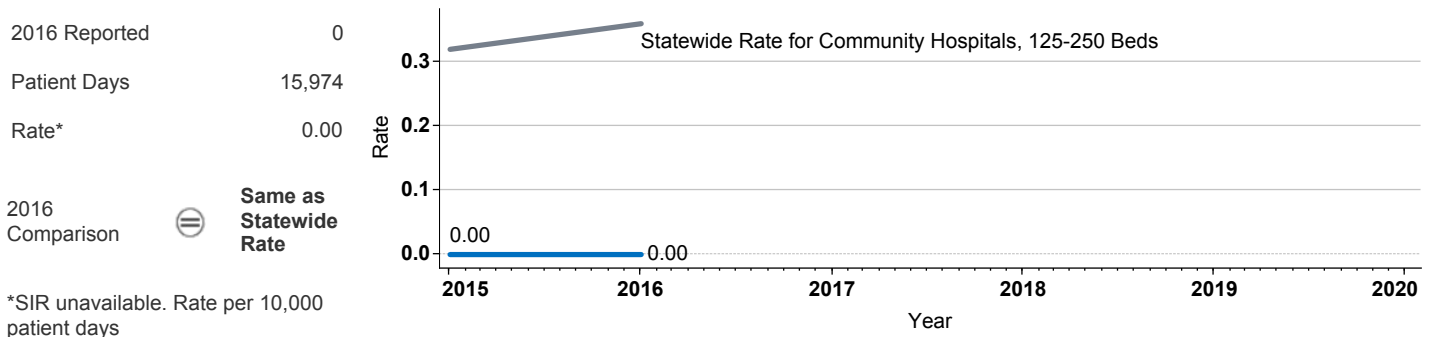
### Central Line Associated Bloodstream Infection (CLABSI)



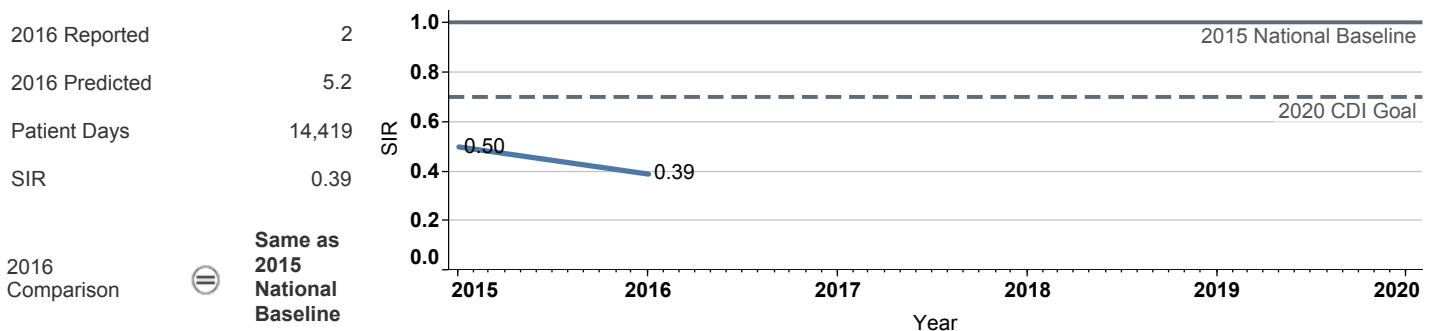
### Methicillin-Resistant *Staphylococcus aureus* Bloodstream Infection (MRSA BSI)



### Vancomycin-Resistant *Enterococcus* Bloodstream Infection (VRE BSI)



### Clostridium difficile Infection (CDI)



## Surgical Site Infection (SSI)

Procedure Type	Reported SSI	Predicted SSI	Number of Procedures	SIR	Compared with 2015 National Baseline
Appendix surgery	0	0.1	27	<b>Not enough procedures to calculate SIR</b>	
Cesarean section	0	0.3	225	<b>0.00</b>	⊖ <b>Same</b>
Colon surgery	0	0.0	2	<b>Not enough procedures to calculate SIR</b>	
Exploratory abdominal surgery (lapar..	0	0.0	5	<b>Not enough procedures to calculate SIR</b>	
Gallbladder surgery	0	0.1	54	<b>Not enough procedures to calculate SIR</b>	
Hip prosthesis	0	0.0	4	<b>Not enough procedures to calculate SIR</b>	
Hysterectomy, abdominal	0	0.1	21	<b>Not enough procedures to calculate SIR</b>	
Knee prosthesis	0	0.0	1	<b>Not enough procedures to calculate SIR</b>	
Open reduction of fracture	0	0.1	17	<b>Not enough procedures to calculate SIR</b>	
Ovarian surgery	0	0.0	1	<b>Not enough procedures to calculate SIR</b>	
Pacemaker surgery	0	0.0	2	<b>Not enough procedures to calculate SIR</b>	
Small bowel surgery	0	0.0	1	<b>Not enough procedures to calculate SIR</b>	

Data tables available from the California Health and Human Services Open Data Portal: <https://chhs.data.ca.gov/>

Information on interpreting this report: <https://www.cdph.ca.gov/Programs/CHCQ/HAI/Pages/AnnualHAIReports.aspx>