

Healthcare-Associated Infections Report, 2016



Community Hospital of Huntington Park (Huntington Park)

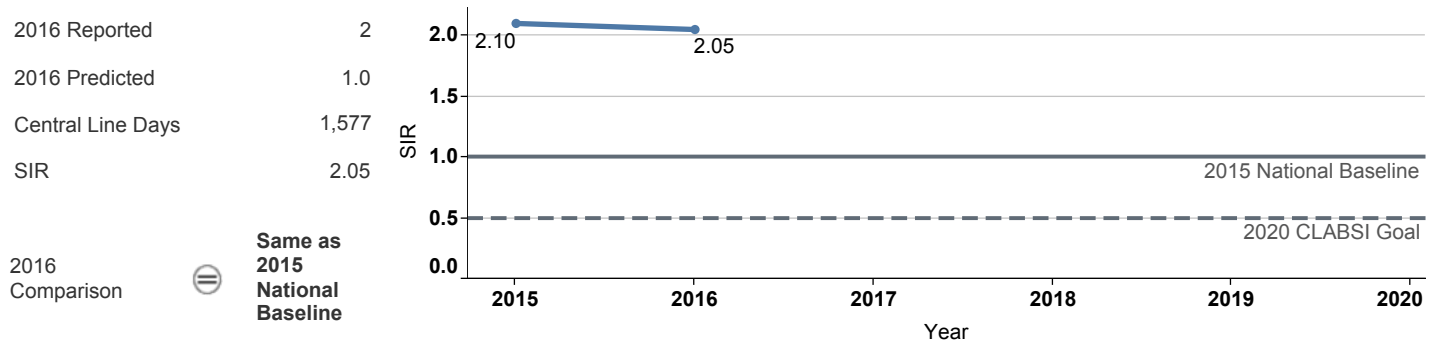
Hospital Characteristics

County: **Los Angeles**
 Medical School Affiliation: **No**
 Hospital Type: **Community, < 125 beds**

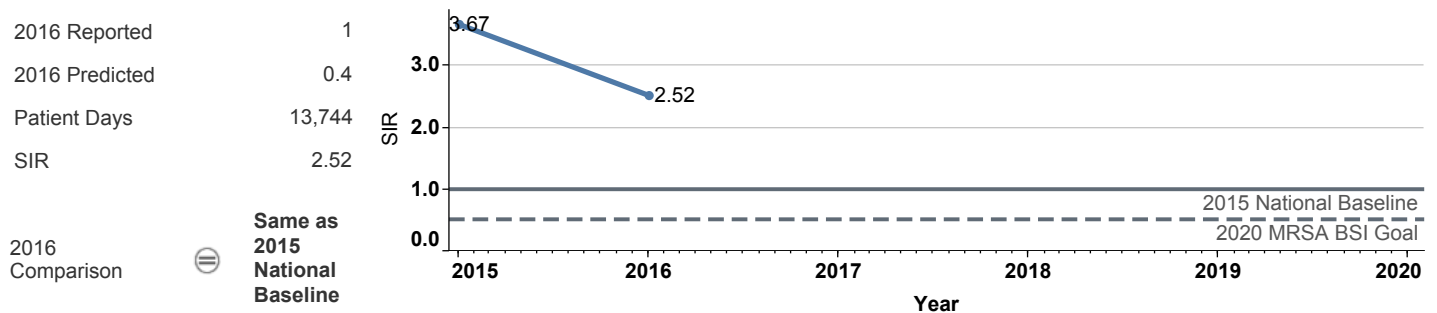
Select by Facility Name
 Community Hospital of Huntin..

The **blue lines** show this hospital's healthcare-associated infection (HAI) incidence for 2015 and 2016, reported as standardized infection ratios (SIR) when possible. Each result is interpreted as the **⊖ Same**, **★ Better**, or **✘ Worse** than the national or state comparison.

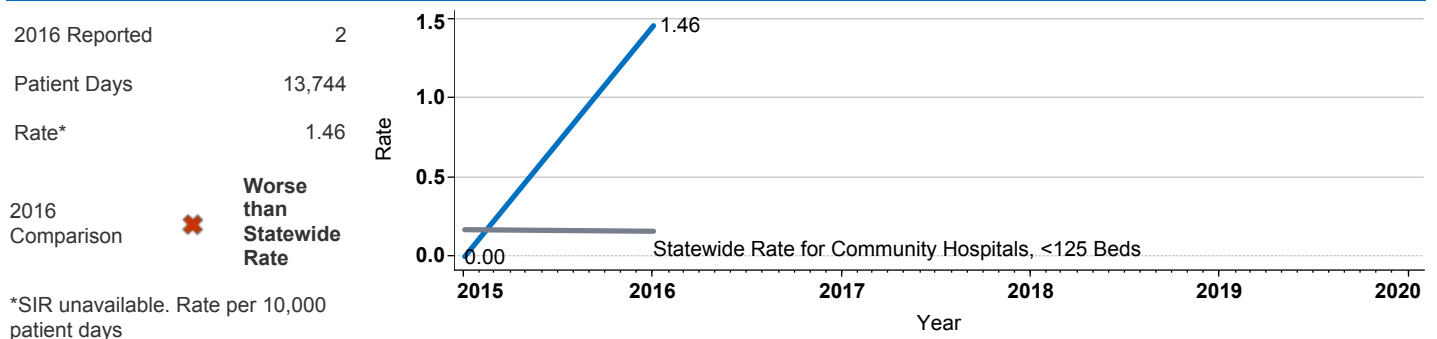
Central Line Associated Bloodstream Infection (CLABSI)



Methicillin-Resistant *Staphylococcus aureus* Bloodstream Infection (MRSA BSI)

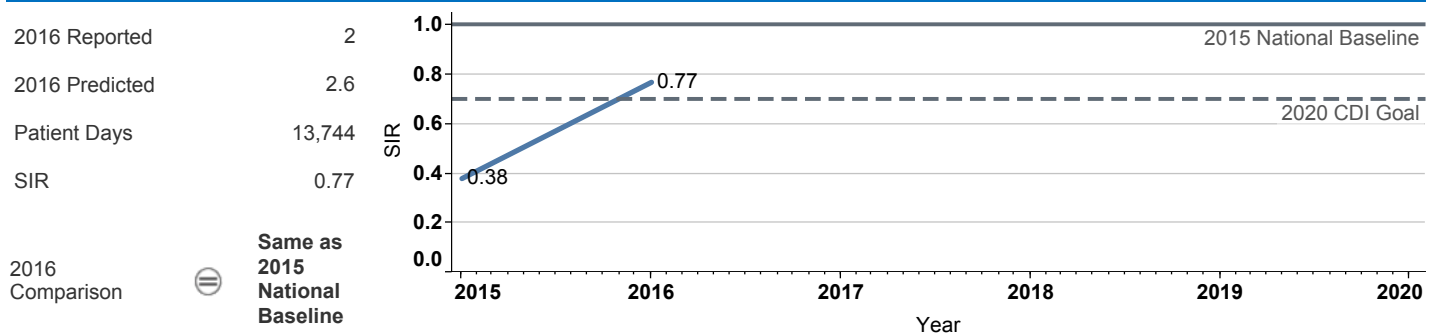


Vancomycin-Resistant *Enterococcus* Bloodstream Infection (VRE BSI)



*SIR unavailable. Rate per 10,000 patient days

Clostridium difficile Infection (CDI)



Surgical Site Infection (SSI)

Procedure Type	Reported SSI	Predicted SSI	Number of Procedures	SIR	Compared with 2015 National Baseline
Appendix surgery	0	0.2	98	0.00	⊖ Same
Colon surgery	0	0.2	12	0.00	⊖ Same
Exploratory abdominal surgery (lapar..	0	0.1	14	Not enough procedures to calculate SIR	
Gallbladder surgery	0	0.2	119	Not enough procedures to calculate SIR	
Gastric surgery	0	0.0	1	Not enough procedures to calculate SIR	
Hip prosthesis	0	0.0	4	Not enough procedures to calculate SIR	
Knee prosthesis	0	0.0	2	Not enough procedures to calculate SIR	
Open reduction of fracture	1	0.1	20	Not enough procedures to calculate SIR	
Ovarian surgery	0	0.0	6	Not enough procedures to calculate SIR	
Pacemaker surgery	0	0.0	3	Not enough procedures to calculate SIR	

Data tables available from the California Health and Human Services Open Data Portal: <https://chhs.data.ca.gov/>

Information on interpreting this report: <https://www.cdph.ca.gov/Programs/CHCQ/HAI/Pages/AnnualHAIReports.aspx>