

Healthcare-Associated Infections Report, 2016



Beverly Hospital (Montebello)

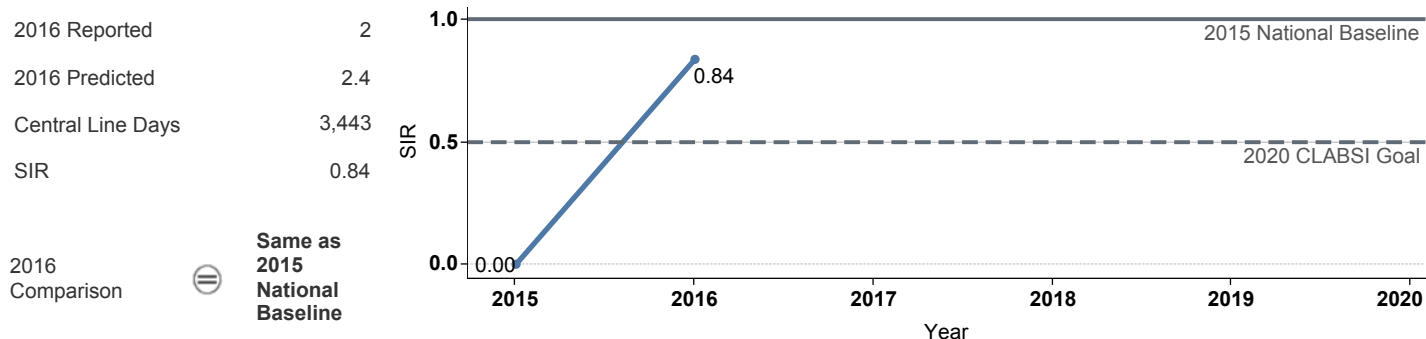
Hospital Characteristics

County: Los Angeles
 Medical School Affiliation: No
 Hospital Type: Community, 125 – 250 beds

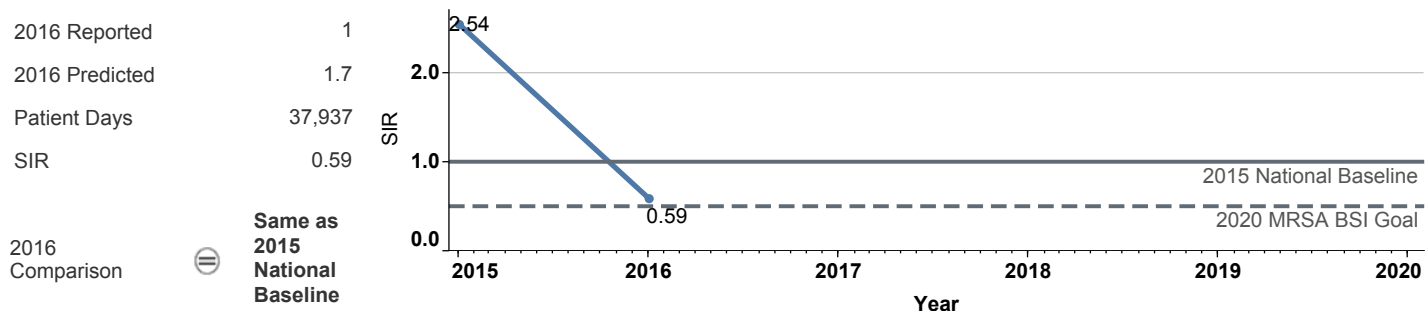
Select by Facility Name
 Beverly Hospital

The **blue lines** show this hospital's healthcare-associated infection (HAI) incidence for 2015 and 2016, reported as standardized infection ratios (SIR) when possible. Each result is interpreted as the **⊖ Same**, **★ Better**, or **✘ Worse** than the national or state comparison.

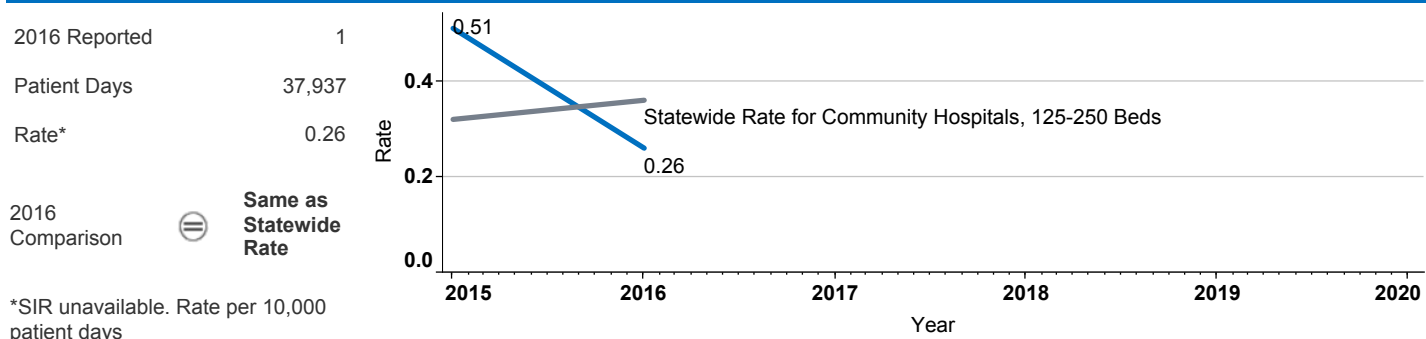
Central Line Associated Bloodstream Infection (CLABSI)



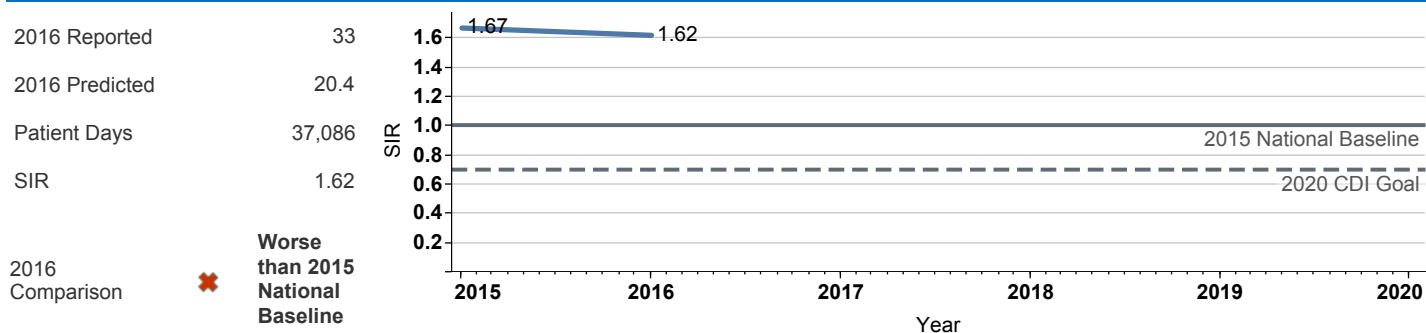
Methicillin-Resistant *Staphylococcus aureus* Bloodstream Infection (MRSA BSI)



Vancomycin-Resistant *Enterococcus* Bloodstream Infection (VRE BSI)



Clostridium difficile Infection (CDI)



Surgical Site Infection (SSI)

| Procedure Type | Reported SSI | Predicted SSI | Number of Procedures | SIR | Compared with 2015 National Baseline |
|--|--------------|---------------|----------------------|--|--------------------------------------|
| Appendix surgery | 0 | 0.2 | 67 | Not enough procedures to calculate SIR | |
| Cardiac surgery | 0 | 0.0 | 4 | Not enough procedures to calculate SIR | |
| Cesarean section | 0 | 0.2 | 289 | 0.00 | ⊖ Same |
| Colon surgery | 0 | 0.6 | 24 | 0.00 | ⊖ Same |
| Coronary bypass, chest and donor in.. | 0 | 0.0 | 3 | Not enough procedures to calculate SIR | |
| Coronary bypass, chest incision only | 0 | 0.0 | 7 | Not enough procedures to calculate SIR | |
| Exploratory abdominal surgery (lapar.. | 0 | 0.2 | 38 | Not enough procedures to calculate SIR | |
| Gallbladder surgery | 0 | 0.3 | 167 | 0.00 | ⊖ Same |
| Gastric surgery | 0 | 0.1 | 7 | Not enough procedures to calculate SIR | |
| Hip prosthesis | 0 | 0.5 | 37 | 0.00 | ⊖ Same |
| Hysterectomy, abdominal | 0 | 0.6 | 83 | 0.00 | ⊖ Same |
| Hysterectomy, vaginal | 0 | 0.0 | 8 | Not enough procedures to calculate SIR | |
| Kidney surgery | 0 | 0.0 | 12 | Not enough procedures to calculate SIR | |
| Knee prosthesis | 0 | 0.3 | 94 | 0.00 | ⊖ Same |
| Laminectomy | 0 | 0.0 | 4 | Not enough procedures to calculate SIR | |
| Open reduction of fracture | 0 | 0.4 | 63 | 0.00 | ⊖ Same |
| Ovarian surgery | 0 | 0.0 | 20 | Not enough procedures to calculate SIR | |
| Pacemaker surgery | 0 | 0.0 | 15 | Not enough procedures to calculate SIR | |
| Rectal surgery | 0 | 0.0 | 1 | Not enough procedures to calculate SIR | |
| Small bowel surgery | 0 | 0.2 | 10 | Not enough procedures to calculate SIR | |
| Spinal fusion | 0 | 0.1 | 11 | Not enough procedures to calculate SIR | |
| Thoracic surgery | 0 | 0.0 | 6 | Not enough procedures to calculate SIR | |

Data tables available from the California Health and Human Services Open Data Portal: <https://chhs.data.ca.gov/>

Information on interpreting this report: <https://www.cdph.ca.gov/Programs/CHCQ/HAI/Pages/AnnualHAIRports.aspx>