

# Healthcare-Associated Infections Report, 2016



## Alhambra Hospital Medical Center (Alhambra)

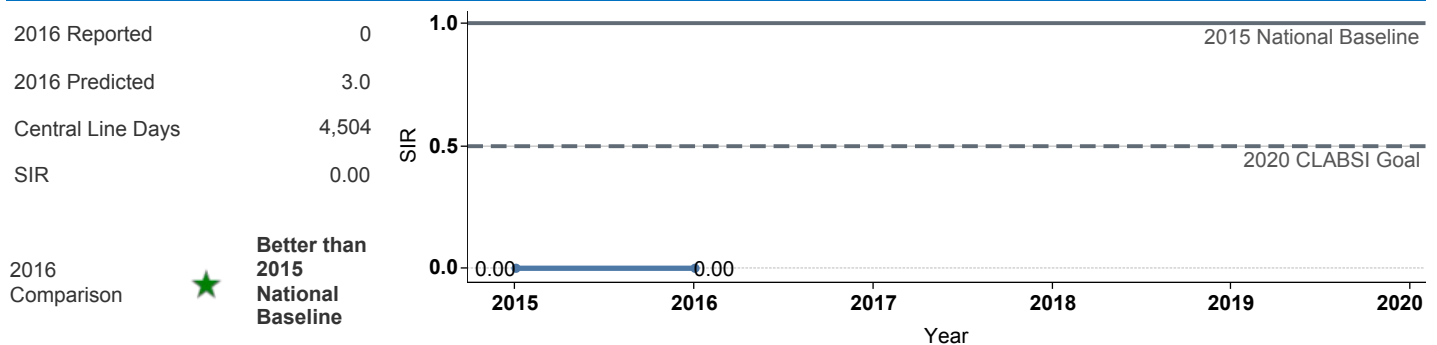
### Hospital Characteristics

County: **Los Angeles**  
 Medical School Affiliation: **No**  
 Hospital Type: **Community, 125 – 250 beds**

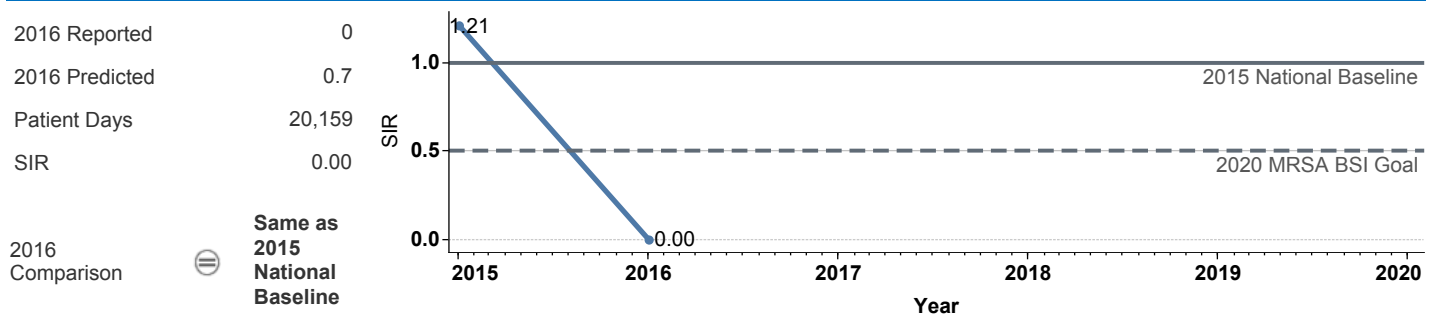
Select by Facility Name  
 Alhambra Hospital Medical Ce..

The **blue lines** show this hospital's healthcare-associated infection (HAI) incidence for 2015 and 2016, reported as standardized infection ratios (SIR) when possible. Each result is interpreted as the ☹ Same, ★ **Better**, or ✖ **Worse** than the national or state comparison.

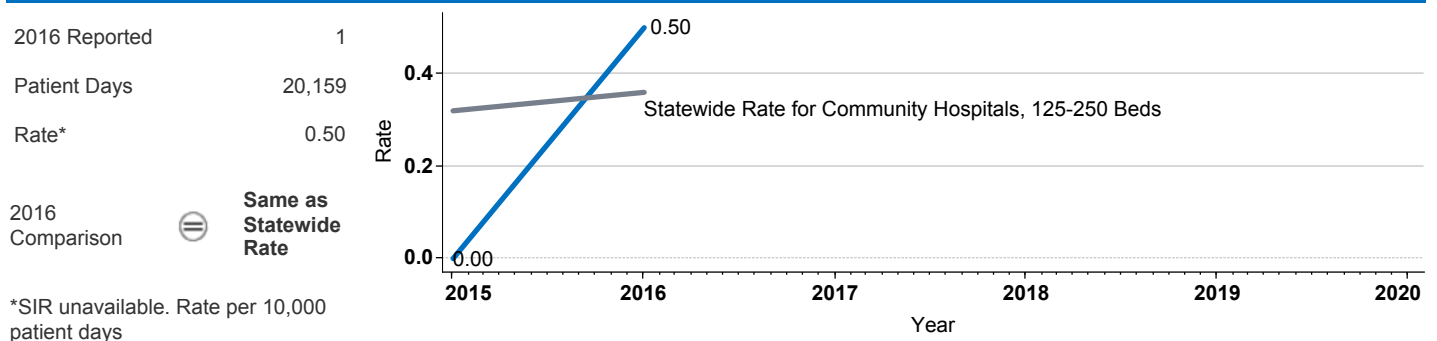
### Central Line Associated Bloodstream Infection (CLABSI)



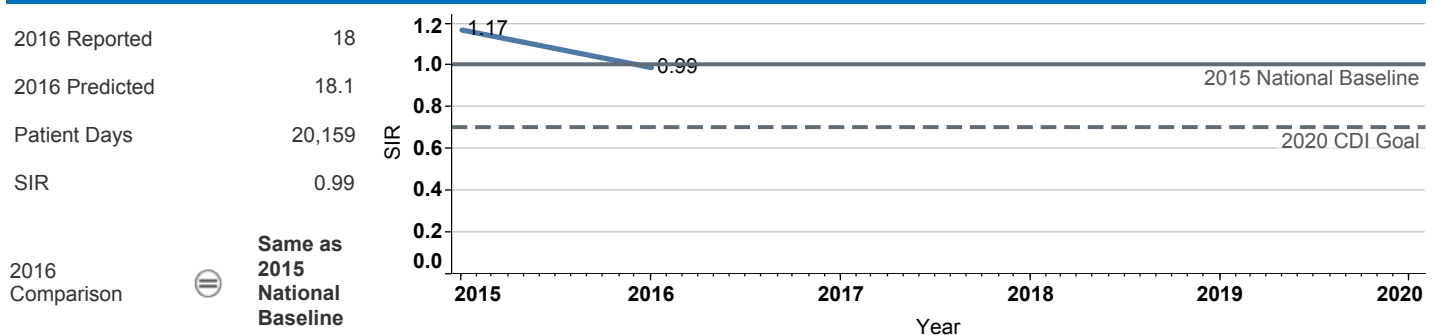
### Methicillin-Resistant *Staphylococcus aureus* Bloodstream Infection (MRSA BSI)



### Vancomycin-Resistant *Enterococcus* Bloodstream Infection (VRE BSI)



### Clostridium difficile Infection (CDI)



## Surgical Site Infection (SSI)

Procedure Type	Reported SSI	Predicted SSI	Number of Procedures	SIR	Compared with 2015 National Baseline
Appendix surgery	0	0.1	55	Not enough procedures to calculate SIR	
Colon surgery	0	1.4	80	0.00	⊖ Same
Exploratory abdominal surgery (lapar..	0	0.1	20	Not enough procedures to calculate SIR	
Gallbladder surgery	0	0.2	87	Not enough procedures to calculate SIR	
Gastric surgery	0	0.1	8	Not enough procedures to calculate SIR	
Hip prosthesis	0	0.0	9	Not enough procedures to calculate SIR	
Hysterectomy, abdominal	0	0.1	18	Not enough procedures to calculate SIR	
Hysterectomy, vaginal	0	0.0	1	Not enough procedures to calculate SIR	
Knee prosthesis	0	0.0	9	Not enough procedures to calculate SIR	
Laminectomy	0	0.0	1	Not enough procedures to calculate SIR	
Open reduction of fracture	0	0.2	34	Not enough procedures to calculate SIR	
Pacemaker surgery	0	0.0	20	Not enough procedures to calculate SIR	
Small bowel surgery	0	0.1	5	Not enough procedures to calculate SIR	
Spinal fusion	0	0.0	3	Not enough procedures to calculate SIR	
Thoracic surgery	0	0.1	39	Not enough procedures to calculate SIR	

Data tables available from the California Health and Human Services Open Data Portal: <https://chhs.data.ca.gov/>

Information on interpreting this report: <https://www.cdph.ca.gov/Programs/CHCQ/HAI/Pages/AnnualHAIReports.aspx>