

# Healthcare-Associated Infections Report, 2016



## Banner Lassen Medical Center (Susanville)

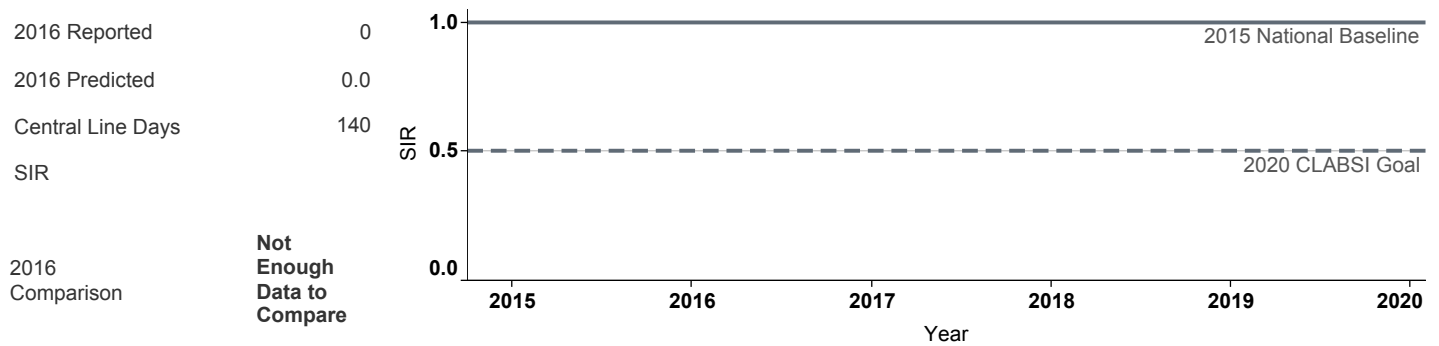
### Hospital Characteristics

County: **Lassen**  
 Medical School Affiliation: **No**  
 Hospital Type: **Critical Access**

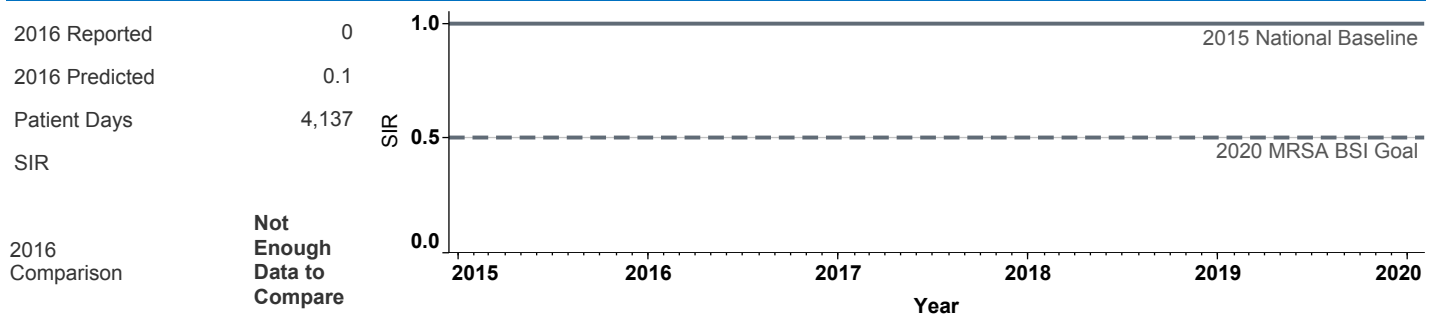
Select by Facility Name:  
**Banner Lassen Medical Center**

The **blue lines** show this hospital's healthcare-associated infection (HAI) incidence for 2015 and 2016, reported as standardized infection ratios (SIR) when possible. Each result is interpreted as the ☹ Same, ★ Better, or ✖ Worse than the national or state comparison.


### Central Line Associated Bloodstream Infection (CLABSI)



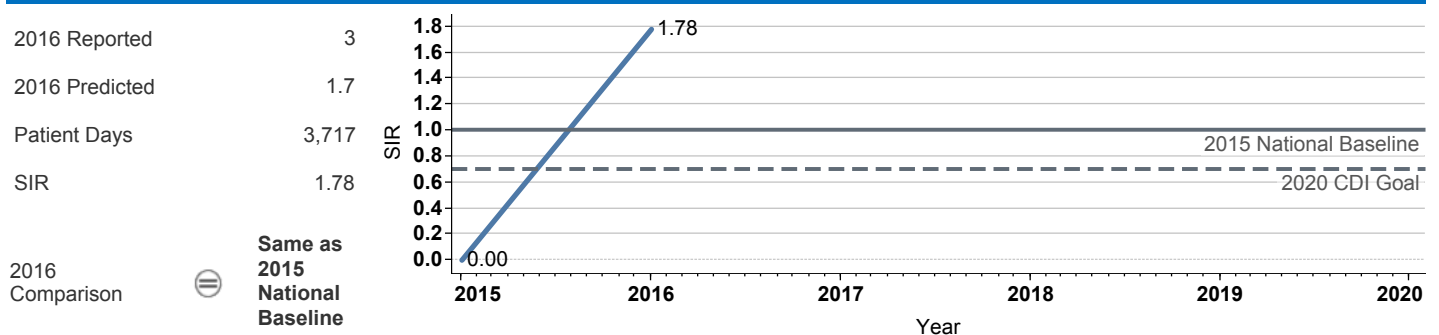
### Methicillin-Resistant *Staphylococcus aureus* Bloodstream Infection (MRSA BSI)



### Vancomycin-Resistant *Enterococcus* Bloodstream Infection (VRE BSI)



### *Clostridium difficile* Infection (CDI)



## Surgical Site Infection (SSI)

Procedure Type	Reported SSI	Predicted SSI	Number of Procedures	SIR	Compared with 2015 National Baseline
Appendix surgery	0	0.0	16	<b>Not enough procedures to calculate SIR</b>	
Bile duct, liver or pancreatic surgery	0	0.0	1	<b>Not enough procedures to calculate SIR</b>	
Cesarean section	0	0.1	89	<b>Not enough procedures to calculate SIR</b>	
Colon surgery	0	0.1	2	<b>Not enough procedures to calculate SIR</b>	
Exploratory abdominal surgery (lapar..	0	0.0	10	<b>Not enough procedures to calculate SIR</b>	
Gallbladder surgery	0	0.0	15	<b>Not enough procedures to calculate SIR</b>	
Hysterectomy, abdominal	0	0.0	4	<b>Not enough procedures to calculate SIR</b>	
Hysterectomy, vaginal	0	0.0	11	<b>Not enough procedures to calculate SIR</b>	
Ovarian surgery	0	0.0	5	<b>Not enough procedures to calculate SIR</b>	

Data tables available from the California Health and Human Services Open Data Portal: <https://chhs.data.ca.gov/>

Information on interpreting this report: <https://www.cdph.ca.gov/Programs/CHCQ/HAI/Pages/AnnualHAIRports.aspx>